

STATE OF RHODE ISLAND AND PROVIDENCE PLANTATIONS
PUBLIC UTILITIES COMMISSION

IN RE: THE NARRAGANSETT ELECTRIC COMPANY :
d/b/a NATIONAL GRID – ELECTRIC AND GAS : DOCKET NO. 4770
DISTRIBUTION RATE FILING :

COMMISSION’S SIXTH SET OF DATA REQUESTS
DIRECTED TO NATIONAL GRID
(Issued February 27, 2018)

Charitable Contributions

- 6-1. The contributions in the test year ending June 30, 2017 were \$55,474. (Docket 4770, Book 10, Sch. MAL-30, Page 5 of 9, Bates page 6). Please reconcile the following, with explanation together with calculations where appropriate (all were identified as Calendar Year numbers):

Year	FERC Form 1	Annual IRs (attached)	PUC-1-62
2014	\$ 997,226	\$774,097	\$819,267
2015	\$ 588,237	\$455,291	\$448,564
2016	\$1,078,847	\$978,101	\$867,864

Response can be found on Bates page(s) 1-2.

- 6-2. Please itemize the amounts of donations made to charitable organizations by National Grid Massachusetts in 2014, 2015, and 2016 (please use the same time periods and response format as PUC-1-62). For each year, please identify the charity and amount given.

Response can be found on Bates page(s) 3-17.

- 6-3. Please provide all documents (related to charitable contributions) required to be filed with the Massachusetts Department of Public Utilities relative to donation years 2014, 2015, and 2016 (please identify the time frame).

Response can be found on Bates page(s) 18-28.

- 6-4. Please provide any guidelines, orders or directives from the Massachusetts Department of Public Utilities regarding charitable contributions.

Response can be found on Bates page(s) 29.

- 6-5. Please provide the company policy for charitable contributions for National Grid and each of its distribution companies.

Response can be found on Bates page(s) 30-36.

- 6-6. Please itemize the amounts of donations made to charitable organizations by Narragansett Electric and National Grid Gas that were not ratepayer funded in 2014, 2015, 2016 or the Test Year.

Response can be found on Bates page(s) 37-55.

- 6-7. Please provide charitable contributions made by National Grid Massachusetts that were not ratepayer funded in 2014, 2015, and 2016. For each year, please identify the charity and the amount given.

Response can be found on Bates page(s) 56.

- 6-8. Please confirm that National Grid New York is prohibited from making ratepayer funded charitable contributions.

Response can be found on Bates page(s) 57.

PUC 6-1

Request:

The contributions in the test year ending June 30, 2017 were \$55,474. (Docket 4770, Book 10, Sch. MAL-30, Page 5 of 9, Bates page 6). Please reconcile the following, with explanation together with calculations where appropriate (all were identified as Calendar Year numbers):

Year	FERC Form 1	Annual Data Requests (attached)	PUC-1-62
2014	\$ 997,226	\$774,097	\$819,267
2015	\$ 588,237	\$455,291	\$448,564
2016	\$1,078,847	\$978,101	\$867,864

Response:

The reconciliation below shows the response provided in the Company's response to PUC 1-62 and the donation reported in FERC Form 1. The differences between these amounts are attributable to labor and associated expenses related to employee volunteering activities in Rhode Island communities. Although not charitable donations per se, these volunteering-related amounts are accounted for, and reported through, the FERC 4261 account.

	2016	2015	2014
FERC FORM 1	\$1,078,767	\$588,238	\$997,226
PUC 1-62	\$867,864	\$448,564	\$819,267
Difference	\$210,904	\$139,674	\$177,958
Items related to labor	\$194,110	\$136,804	\$172,456
Non-qualified donations	\$16,827	\$934	\$(1,194)
Misc. Other Adjustments	\$(33)	\$1,936	\$6,696
	\$210,904	\$139,674	\$177,958

The amounts included in the Company's responses to annual data requests are calculated pursuant to the Company's recovery mechanism methodology, which allows recovery for contributions made to Rhode Island charities. The Company's response to PUC 1-62 includes amounts that, at least in part, were for the benefit of non-Rhode Island charitable organizations. Please refer to Attachment PUC 6-1 for donations included in the Company's request for cost recovery in this proceeding.

Rhode Island Charitable Donations-July 1,2016-June 30, 2017

Line		(a)	(b)	(c)
	Organization	Naragansett Elec	Naragansett Gas	Total
1				
2	AMERICAN RED CROSS NATIONAL	\$ 10,652	\$ 5,488	\$ 16,140
3	AMERICAN RED CROSS RHODE ISLAND	\$ 31,350	\$ 16,150	\$ 47,500
4	Alfred Lima, Sr Elementary School	\$ 4,950	\$ 2,550	\$ 7,500
5	BIG BROTHERS BIG SISTERS	\$ 9,900	\$ 5,100	\$ 15,000
6	BOYS & GIRLS CLUBS OF Pawtucket	\$ 330	\$ 170	\$ 500
7	BOYS & GIRLS CLUBS OF Warwick	\$ 6,600	\$ 3,400	\$ 10,000
8	Bristol Warren Education Foundation	\$ 1,320	\$ 680	\$ 2,000
9	CITY YEAR	\$ 132,000	\$ 68,000	\$ 200,000
10	Community College of Rhode Island	\$ 3,300	\$ 1,700	\$ 5,000
11	Connecting for Children & Families	\$ 6,600	\$ 3,400	\$ 10,000
12	DA VINCI CENTER FOR COMMUNITY PROGRESS INC	\$ 660	\$ 340	\$ 1,000
13	F.I.R.S.T.	\$ 6,600	\$ 3,400	\$ 10,000
14	FIRST BOOKS	\$ 26,400	\$ 13,600	\$ 40,000
15	Friends of Ballard Park	\$ 330	\$ 170	\$ 500
16	Friends of the Family Literacy Centers	\$ 3,300	\$ 1,700	\$ 5,000
17	Jefferson Awards for Public Service	\$ 1,775	\$ 915	\$ 2,690
18	JOHNSON AND WALES UNIVERSITY	\$ 660	\$ 340	\$ 1,000
19	LEADERSHIP RHODE ISLAND EDUCATIONAL FOUNDATION	\$ 6,930	\$ 3,570	\$ 10,500
20	MCAULEY CORPORATION	\$ 6,600	\$ 3,400	\$ 10,000
21	Michaels Fund	\$ 660	\$ 340	\$ 1,000
22	MINISTERS ALLIANCE OF RHODE ISLAND	\$ 660	\$ 340	\$ 1,000
23	NORTH KINGSTOWN SCHOOL DEPARTMENT/21ST CENTURY COMMUNITY LEARNING CENTER	\$ 3,960	\$ 2,040	\$ 6,000
24	OPPORTUNITIES UNLIMITED FOR PEOPLE WITH DIFFERING ABILITIES INC	\$ 330	\$ 170	\$ 500
25	Pawtucket Foundation	\$ 1,980	\$ 1,020	\$ 3,000
26	PROVIDENCE CHILDREN'S MUSEUM	\$ 6,600	\$ 3,400	\$ 10,000
27	Providence Performing Arts Center	\$ 3,300	\$ 1,700	\$ 5,000
28	Rhode Island Association of Fire Chiefs	\$ 3,300	\$ 1,700	\$ 5,000
29	Rhode Island NGA 2017, Inc	\$ 49,500	\$ 25,500	\$ 75,000
30	RHODE ISLAND KIDS COUNT	\$ 1,650	\$ 850	\$ 2,500
31	RHODE ISLAND SCHOOL OF DESIGN	\$ 3,300	\$ 1,700	\$ 5,000
32	RHODE ISLAND SCHOOL OF THE FUTURE	\$ 13,200	\$ 6,800	\$ 20,000
33	RHODE ISLAND TREE COUNCIL	\$ 6,600	\$ 3,400	\$ 10,000
34	RHODE ISLAND ZOOLOGICAL SOCIETY	\$ 13,200	\$ 6,800	\$ 20,000
35	RONALD MCDONALD HOUSE OF PROVIDENCE INC	\$ 6,600	\$ 3,400	\$ 10,000
36	SALVE REGINA UNIVERSITY	\$ 1,650	\$ 850	\$ 2,500
37	ST MICHAELS, PROVIDENCE RHODE ISLAND	\$ 660	\$ 340	\$ 1,000
38	The Patrolman Gregory W Bolden Memorial Scholarship Fund Inc	\$ 1,320	\$ 680	\$ 2,000
39	UNITED WAY OF RHODE ISLAND	\$ 184,800	\$ 95,200	\$ 280,000
40	Westerly Area Rest Meals, (WARM CENTER), Inc.	\$ 660	\$ 340	\$ 1,000
41				
42	Total -	\$ 564,188	\$ 290,642	\$ 854,830
	Less IFA Adjustment (13.66% Salary & Wage Allocator)	\$ (77,068)	\$ -	\$ (77,068)
	Less Test Year Balance	\$ (20,464)	\$ (35,010)	\$ (55,474)
	True Up Adjustment	\$ 466,656	\$ 255,632	\$ 722,288
	Allocation	65%	35%	100%

PUC 6-2

Request:

Please itemize the amounts of donations made to charitable organizations by National Grid Massachusetts in 2014, 2015, and 2016 (please use the same time periods and response format as PUC-1-62). For each year, please identify the charity and amount given.

Response:

Please refer to the following attachments for the itemized amounts of donations made to charitable organizations for amounts of donations made to charitable organizations by National Grid Massachusetts in 2014, 2015, and 2016.

- Attachment PUC 6-2-1: Massachusetts Electric Company (MECO)
- Attachment PUC 6-2-2: Nantucket Electric Company (Nantucket)
- Attachment PUC 6-2-3: Boston Gas Company
- Attachment PUC 6-2-4: Colonial Gas Company

The difference between these amounts and the amounts reported in Line 45 of Massachusetts Electric Company's and Nantucket Electric Company's income statements on Page 117 of the FERC Form 1 are attributable to labor and associated expenses related to employee volunteering activities in Massachusetts communities. Although not charitable donations per se, these volunteering-related amounts are accounted for, and reported through, the FERC 4261 account.

Boston Gas Company and Colonial Gas Company donation amounts are included as "*Other income deduction*" in Line 29 of the Company's income statements on Page 10 of the Annual State Filing Report.

Massachusetts Electric Company
Donations for Calendar Years 2014 - 2016

Vendor	CY 2016	CY 2015	CY 2014
1 IN 9 THE LONG ISLAND BREAST CANCER	1,031		
ACTION FOR BOSTON COMMUNITY	3,134		7,093
ALLIANCE TO SAVE ENERGY	12,315	5,058	
AMERICAN CANCER SOCIETY, INC.	15,666	22,384	
AMERICAN DIABETES ASSOCIATION	2,112		
AMERICAN DIABETES ASSOCIATION INC	1,517		
AMERICAN HEART ASSOCIATION		1,373	
AMERICAN RED CROSS NATIONAL HQ	143,962	102,067	99,950
AMERICAN RED CROSS OF CENTRAL MASS		5,246	12,093
ARC OF CENTRAL MASS	1,174		
ART BECAUSE INC	3,202		
ARTISTS FOR HUMANITY	15,628	15,288	15,608
BARNSTABLE COUNTY PUBLIC WORKS			1,561
BECKER COLLEGE	1,563		
BERKSHIRE UNITED WAY INC	7,217		
BOSTON CHILDRENS MUSEUM	25,004	24,460	24,972
BOSTON COLLEGE	2,326	2,109	2,043
BOSTON FOUNDATION INC	3,134	3,126	3,122
BOSTON INAUGURAL 2014 COMMITTEE FOR			6,243
BOSTON POLICE FOUNDATION			3,122
BOSTON SCHOLAR ATHLETE PROGRAM INC	6,251	6,115	15,608
BOTTOM LINE	31,255	36,826	31,215
BOY SCOUTS OF AMERICA-KNOX TRAIL	1,443		
BOYS & GIRLS CLUB OF BOSTON	1,124	1,226	
BRIDGEWATER-RAYNHAM REGIONAL			1,561
BROCKTON AREA MULTI-SERVICE, INC.			1,835
CAPE AND ISLANDS UNITED WAY	8,696		
CAPE COD CHILD DEVELOPMENT PROGRAM,			4,682
CENTER FOR ENERGY WORKFORCE DEV			2,499
CHILDRENS HOSPITAL-BOSTON	81,957		
CITIZEN SCHOOLS	1,567		
CITIZENS FOR CITIZENS INC.	31,255	30,575	
CITY OF BOSTON OFFICE OF NEW BOSTON	1,567		
CITY OF LEOMINSTER	1,880		
CITY OF QUINCY	1,567	1,563	
CITY YEAR	125,221		139,337
CLAREMONT ACADEMY	5,635		
COMMUNITY FARMS OUTREACH, INC	1,254		1,249
COMMUNITY TEAMWORK INC	31,511	30,575	
CYSTIC FIBROSIS FOUNDATION	3,205		1,621
DANA FARBER CANCER INSTITUTE	4,949	2,909	
DANA FARBER CANCER INSTITUTE INC	4,446		3,157
DISABLED AMERICAN VETERANS DEPARTMENT	3,128		
EAST BRIDGEWATER POLICE ASSOCIATION			1,249
EASTON CHILDREN'S MUSEUM, INC.	9,377	9,173	6,243
F.I.R.S.T.	46,951		46,375
FALL RIVER YOUNG MARINES	1,000		

Massachusetts Electric Company
Donations for Calendar Years 2014 - 2016

Vendor	CY 2016	CY 2015	CY 2014
FATHER BILLS & MAINSPRING INC	1,506		
FIRST CHOICE CREDIT UNION			1,739
FISHER HOUSE OF BOSTON	1,004		
FRIENDS OF THE BRIMFIELD WINDMILL I	3,126	3,058	
FUND FOR BOSTON NEIGHBORHOODS INC	1,563	1,529	1,561
GIRLS INC	70,515	53,134	62,430
GIRLS INCORPORATED OF WORCESTER	1,480		
GRANITE UNITED WAY	1,365		
GREATER LAWRENCE COMMUNITY ACTION	31,255	30,731	
GREATER WORCESTER COMMUNITY	4,067		3,543
GREEN EDUCATION FOUNDATION (GEF)		31,255	25,723
HABITAT FOR HUMANITY METROWEST		2,536	
HABITAT FOR HUMANITY OF CAPE COD	3,126		
HALLMARK HEALTH VISITING NURSE	3,315		
HAMPSHIRE COMMUNITY UNITED WAY	5,005	3,929	3,122
HERITAGE CHRISTIAN FELLOWSHIP OF TH	1,240		
INITIATIVE FOR A COMPETITIVE INNER	6,251	6,251	
INNOVATION NETWORK FOR COMMUNITIES			3,122
J C HISPANIOLA FUND INC	2,515		
JEFFERSON AWARDS FOR PUBLIC SERVICE	61,857	46,334	48,273
JESSE BURKETT LITTLE LEAGUE, INC			1,561
JR TECH INC	21,938	24,732	9,173
JUNIOR ACHIEVEMENT OF CNY INC.	1,231	1,828	
JUNIOR ACHIEVEMENT OF NEW YORK INC.	1,680	4,702	
LATINO STEM ALLIANCE, INC.			3,058
LIEUTENANT WALSH - FIREFIGHTER			3,122
LULAC COUNCIL 12113	2,813	1,529	1,561
MACC		1,835	
MAKE A WISH FOUNDATION OF	2,405		
MARY LYON FOUNDATION, INC.			3,058
MASSACHUSETTS ASSOCIATION OF	1,567	3,126	
MASSACHUSETTS CHIEFS OF POLICE		1,563	
MASSACHUSETTS CONFERENCE FOR WOMEN			3,122
MASSACHUSETTS MARITIME ACADEMY	25,004	24,460	24,972
MATTAPAN COMMUNITY HEALTH CENTER	1,563	1,529	
METRO SWAT OFFICERS ASSOCIATION			3,122
MIT	3,392	6,317	10,874
MUSEUM OF SCIENCE	31,255	30,711	
NANTUCKET BOYS & GIRLS CLUB INC	3,318	6,179	
NANTUCKET MARIA MITCHELL ASSOCIATIO	1,254		
NATIONAL MULTIPLE SCLEROSIS SOCIETY	3,593	1,388	
NEW ENGLAND AQUARIUM	62,510	61,150	77,731
NEW ENGLAND COUNCIL	9,377	9,377	9,173
NGUSA Service Company			4,000
NORTH ADAMS PUBLIC LIBRARY		3,058	
NORTH SHORE COMMUNITY COLLEGE		3,058	
NORTH SHORE UNITED WAY INC	11,968	28,261	12,486

Massachusetts Electric Company
Donations for Calendar Years 2014 - 2016

Vendor	CY 2016	CY 2015	CY 2014
NORTHEASTERN UNIVERSITY	25,091		24,465
NORTHERN BERKSHIRE UNITED WAY	1,588	2,269	1,249
NORTHERN ESSEX COMM COLL FDN	1,254	1,250	1,249
OLD STURBRIDGE VILLAGE	1,563		1,579
PAN MASSACHUSETTS CHALLENGE TRUST	3,437	2,576	
PAUL SNYDER MEMORIAL FOUNDATION	4,042		3,681
PINE STREET INN INC	1,262		
PROJECT BREAD THE WALK FOR HUNGER I	1,855		
QUINCY SCHOOL COMMUNITY PARTNERSHIP	1,254		
QUINSIGAMOND COMMUNITY COLLEGE	2,288	3,786	2,100
REGIONAL ENVIRONMENTAL COUNCIL INC	3,126	3,058	3,122
ROSE KENNEDY GREENWAY CONSERVANCY			30,575
ROSWELL PARK	2,860		
SAINT JEROME SCHOOL	1,254		
SALVATION ARMY	1,075		
SAVE THE HARBOR	11,513	11,048	11,199
SCHRINERS HOSPITAL FOR CHILDREN	1,090		
SCIENCE FROM SCIENTISTS	15,670		
SELF HELP INC	31,255	30,575	
SOUTH MIDDLESEX OPPORTUNITY COUNCIL	3,126	4,620	
SOUTH SHORE YMCA	1,254		
ST BALDRICKS FOUNDATION INC	1,763		
STUDENTS HELPING CHILDREN ACROSS	1,563	1,563	1,561
THANK A SERVICE MEMBER	1,293		
THE HANOVER THEATRE	7,529	7,474	
THE HOME FOR LITTLE WANDERERS	1,439		
THE JOE ANDRUZZI FOUNDATION	7,104	46,886	51,455
THE PARTNERSHIP	18,846	48,920	18,345
THE SALVATION ARMY	32,931	31,255	30,585
THE UPHAMS CORNER COMMUNITY CTR INC	1,069		
THOMAS CHEW MEMORIAL BOYS CLUB INC	2,493		
UN ASSOCIATION OF GEATER BOSTON			9,173
UNITED WAY OF ACTON BOXBOROUGH INC	2,389		
UNITED WAY OF CENTRAL MASSACHUSETTS	157,108	37,468	336,208
UNITED WAY OF GR ATTLEBORO/TAUNTON	5,475	3,528	1,873
UNITED WAY OF GREATER FALL RIVER	12,067	8,601	
UNITED WAY OF GREATER PLYMOUTH	25,178	20,675	15,899
UNITED WAY OF MASSACHUSETTS BAY	151,749	124,887	62,430
UNITED WAY OF NORTH CENTRAL MA INC	9,527	6,512	3,746
UNITED WAY OF PIONEER VALLEY	1,942		
UNITED WAY OF TRI-COUNTY	27,021	19,787	26,906
UNITED WAY OF WEBSTER & DUDLEY INC	7,318	4,500	2,497
UNIVERSITY OF MASSACHUSETTS	8,148	7,053	6,115
VETERANS INC.	1,391		
VNA CARE NETWORK INC	1,079		
WALTHAM BOYS & GIRLS CLUB INC			6,243
WESTBOROUGH FOOD PANTRY	1,097	2,657	

Massachusetts Electric Company
Donations for Calendar Years 2014 - 2016

Vendor	CY 2016	CY 2015	CY 2014
WOMEN'S LUNCH PLACE, INC.			1,236
WORCESTER COMMUNITY ACTION COUNCIL	38,829	30,575	6,243
WORCESTER NATURAL HISTORY SOCIETY			15,608
WORCESTER REGIONAL SCIENCE AND	1,565		
WORCESTER TECHNICAL HIGH SCHOOL			3,058
WORCHESTER STATE COLLEGE	3,859	3,090	3,136
YMCA OF CENTRAL MASSACHUSETTS			3,058
YOUNG WOMEN'S CHRISTIAN	1,661	1,563	1,529
YWCA CENTRAL MASSACHUSETTS	3,506		3,336
Various Charitable Donations (amounts less than \$1000)	92,908	14,811	44,273
TOTAL	1,773,979	1,174,611	1,482,681

Nantucket Electric Company

Donations for Calendar Years 2014 - 2016

Vendor	CY 2016	CY 2015	CY 2014
ACTION FOR BOSTON COMMUNITY			113
ALLIANCE TO SAVE ENERGY	176		
AMERICAN CANCER SOCIETY, INC.	221	253	
AMERICAN RED CROSS NATIONAL HQ	2,274	1,465	1,350
AMERICAN RED CROSS OF CENTRAL MASS			171
ARTISTS FOR HUMANITY	248	243	233
BERKSHIRE UNITED WAY INC	113		
BOSTON CHILDRENS MUSEUM	396	388	372
BOSTON SCHOLAR ATHLETE PROGRAM INC			233
BOTTOM LINE	495	584	465
CAPE AND ISLANDS UNITED WAY	136		
CHILDRENS HOSPITAL-BOSTON	1,290		
CITIZENS FOR CITIZENS INC.	495	485	
CITY YEAR	1,970		2,135
COMMUNITY TEAMWORK INC	499	485	
EASTON CHILDREN'S MUSEUM, INC.	149	146	
F.I.R.S.T.	739		712
GIRLS INC	1,103	842	930
GREATER LAWRENCE COMMUNITY ACTION	495	487	
JEFFERSON AWARDS FOR PUBLIC SERVICE	971	727	749
JR TECH INC	343	392	146
MASSACHUSETTS MARITIME ACADEMY	396	388	372
MIT			163
MUSEUM OF SCIENCE	495	487	
NEW ENGLAND AQUARIUM	990	970	1,173
NEW ENGLAND COUNCIL	149	149	146
NORTH SHORE UNITED WAY INC	187	448	186
NORTHEASTERN UNIVERSITY	397		388
SAVE THE HARBOR	180	175	169
SCIENCE FROM SCIENTISTS	245		
SELF HELP INC	495	485	
THE HANOVER THEATRE	119	118	
THE JOE ANDRUZZI FOUNDATION	111	743	743
THE PARTNERSHIP	294	776	291
THE SALVATION ARMY	514	495	485
UNITED WAY OF CENTRAL MASSACHUSETTS	2,482	596	5,070
UNITED WAY OF GREATER FALL RIVER	189	136	
UNITED WAY OF GREATER PLYMOUTH	394	327	252
UNITED WAY OF MASSACHUSETTS BAY	2,382	1,978	930
UNITED WAY OF NORTH CENTRAL MA INC	149	103	
UNITED WAY OF TRI-COUNTY	424	313	427
UNITED WAY OF WEBSTER & DUDLEY INC	115		
UNIVERSITY OF MASSACHUSETTS	127	112	
WORCESTER COMMUNITY ACTION COUNCIL	614	485	

Nantucket Electric Company

Donations for Calendar Years 2014 - 2016

Vendor	CY 2016	CY 2015	CY 2014
WORCESTER NATURAL HISTORY SOCIETY			233
GREEN EDUCATION FOUNDATION (GEF)		495	378
NGUSA Service Company			4,000
ROSE KENNEDY GREENWAY CONSERVANCY			485
UN ASSOCIATION OF GEATER BOSTON			146
Various Charitable Donations (amounts less than \$100)	3,788	1,932	2,482
TOTAL	27,350	18,207	26,123

Boston Gas Company
Donations for Calendar Years 2014 - 2016

Vendor	CY 2016	CY 2015	CY 2014
1 IN 9 THE LONG ISLAND BREAST CANCER	546		
ACTION FOR BOSTON COMMUNITY			3,596
ALLIANCE TO SAVE ENERGY		2,290	
ALZHEIMERS ASSOCIATION	1,394		
ALZHEIMERS DISEASE AND RELATED DISO	1,393		
AMERICAN CANCER SOCIETY INC		9,125	
AMERICAN CANCER SOCIETY, INC.		3,519	1,263
AMERICAN HEART ASSOCIATION		709	
AMERICAN RED CROSS NATIONAL HQ	800	46,245	45,350
AMERICAN RED CROSS OF CENTRAL MASS		2,500	5,650
AMERICAN RED CROSS OF EASTERN		1,885	1,132
ARTISTS FOR HUMANITY		7,410	7,510
BARNSTABLE COUNTY PUBLIC WORKS			751
BOSTON CHILDRENS MUSEUM		11,856	12,016
BOSTON COLLEGE		926	976
BOSTON FOUNDATION INC		1,482	1,502
BOSTON INAUGURAL 2014 COMMITTEE FOR			3,004
BOSTON POLICE FOUNDATION			1,502
BOSTON SCHOLAR ATHLETE PROGRAM INC		2,964	7,510
BOTTOM LINE		17,784	15,020
BOYS & GIRLS CLUB OF BOSTON		588	
BRIDGEWATER-RAYNHAM REGIONAL			751
BROCKTON AREA MULTI-SERVICE, INC.			930
CAPE COD CHILD DEVELOPMENT PROGRAM,			2,253
CAPITAL CITY COSPEL MISSION	1,340		
CAROL M BALDWIN BREAST CANCER	1,089		
CENTER FOR ENERGY WORKFORCE DEV		1,145	1,134
CITIZENS FOR CITIZENS INC.		14,820	
CITY OF QUINCY		741	
CITY YEAR			68,618
COMMUNITY FARMS OUTREACH, INC			601
COMMUNITY TEAMWORK INC		14,820	
CYSTIC FIBROSIS FOUNDATION			859
DANA FARBER CANCER INSTITUTE		1,431	
DANA FARBER CANCER INSTITUTE INC			1,518
DIOCESE OF WORCESTER	657		
EAST BRIDGEWATER POLICE ASSOCIATION			601
EASTON CHILDREN'S MUSEUM, INC.		4,446	3,004
F.I.R.S.T.			22,866
FAMILY SERVICE OF RI INC.	652		
FATHER BILLS & MAINSPRING INC	890		
FIRST CHOICE CREDIT UNION			928
FOSTER-GLOCESTER REGIONAL SCHOOL	553		

Boston Gas Company
Donations for Calendar Years 2014 - 2016

Vendor	CY 2016	CY 2015	CY 2014
FRIENDS OF THE BRIMFIELD WINDMILL I		1,482	
FUND FOR BOSTON NEIGHBORHOODS INC		741	751
GIRLS INC		25,194	30,040
GREATER LAWRENCE COMMUNITY ACTION		14,894	
GREATER WORCESTER COMMUNITY			1,163
GREEN EDUCATION FOUNDATION (GEF)		14,820	12,345
HABITAT FOR HUMANITY METROWEST		741	
HABITAT FOR HUMANITY OF SUFFOLK INC	1,043		
HAMPSHIRE COMMUNITY UNITED WAY		1,863	1,502
HORACE MANN EDUCATIONAL ASSOCIATES	1,924		
HUMANE ASSOC. OF CNY INC.	813		
INITIATIVE FOR A COMPETITIVE INNER		2,964	
INNOVATION NETWORK FOR COMMUNITIES			1,502
IRISH CLASSICAL THEATRE COMPANY INC	983		
JEFFERSON AWARDS FOR PUBLIC SERVICE		22,297	24,100
JESSE BURKETT LITTLE LEAGUE, INC			751
JR TECH INC		11,856	4,650
JUNIOR ACHIEVEMENT OF NEW YORK INC.		3,461	524
LANSINGBURGH BOYS & GIRLS CLUB	1,515		
LATINO STEM ALLIANCE, INC.			1,550
LIEUTENANT WALSH - FIREFIGHTER			1,502
LULAC COUNCIL 12113		741	751
MACC		889	
MARCH OF DIMES FOUNDATION	934		
MARY LYON FOUNDATION, INC.			1,550
MASSACHUSETTS ASSOCIATION OF		1,482	
MASSACHUSETTS CHIEFS OF POLICE		741	
MASSACHUSETTS CONFERENCE FOR WOMEN			1,502
MASSACHUSETTS MARITIME ACADEMY		11,856	12,016
MATTAPAN COMMUNITY HEALTH CENTER		741	
MERRIMACK VALLEY FOOD BANK INC	685		
METRO SWAT OFFICERS ASSOCIATION			1,502
MIT		3,071	5,291
MUSEUM OF SCIENCE		14,820	
NANTUCKET BOYS & GIRLS CLUB INC		2,998	
NATIONAL MULTIPLE SCLEROSIS SOCIETY		659	
NEW ENGLAND AQUARIUM		29,640	37,797
NEW ENGLAND COUNCIL		4,446	4,650
NORTH ADAMS PUBLIC LIBRARY		1,482	
NORTH SHORE COMMUNITY COLLEGE		1,482	
NORTH SHORE UNITED WAY INC		13,400	6,008
NORTHEASTERN UNIVERSITY			12,402
NORTHERN BERKSHIRE UNITED WAY		1,076	601

Boston Gas Company
Donations for Calendar Years 2014 - 2016

Vendor	CY 2016	CY 2015	CY 2014
NORTHERN ESSEX COMM COLL FDN		593	601
OLD STURBRIDGE VILLAGE			798
PAN MASSACHUSETTS CHALLENGE TRUST		1,361	
PAUL SNYDER MEMORIAL FOUNDATION			1,948
QUINSIGAMOND COMMUNITY COLLEGE		1,815	1,058
REGIONAL ENVIRONMENTAL COUNCIL INC	5,269	1,482	1,502
REGIONAL FOOD BANK OF NENY INC	1,341		
REMEMBERUS.ORG	2,395		
RENSSELAER POLYTECHNIC INSTITUTE	4,790		
RHODE ISLAND 4-H CLUB FOUNDATION IN	958		
ROAD RUNNERS CLUB OF AMERICA INC	1,480		
RONALD MCDONALD HOUSE CHARITIES	1,596		
ROSE KENNEDY GREENWAY CONSERVANCY			15,500
ROTARY CLUB OF NORTH ADAMS FOUNDATI	66,600		
SAGAMORE INSTITUTE OF THE ADIRONDAC	1,480		
SAINT JEROME SCHOOL	7,400		
SAMARITAN CENTER	740		
SAVE A PET ANIMAL RESCUE	3,408		
SAVE THE HARBOR	740	5,335	5,436
SCHRINERS HOSPITAL FOR CHILDREN	11,840		
SCIENCE FROM SCIENTISTS	1,480		
SELF HELP INC	2,960	14,820	
SHEAS OCONNELL PRESERVATION GUILD	14,800		
SIENA COLLEGE	681		
SKIDMORE COLLEGE	532		
SOCIETY FOR PREVENTION OF CRUELTY	4,107		
SOUTH MIDDLESEX OPPORTUNITY COUNCIL		2,223	
SOUTHERN HILLS PRESERVATION	38,661		
SPECIAL OLYMPICS MASSACHUSETTS INC.	1,184		
SPECIAL OLYMPICS OF NEW YORK INC	14,800		
SPECIAL OLYMPICS RHODE ISLAND INC.	740		
SPINA BIFIDA ASSOCIATION OF	888		
ST BALDRICKS FOUNDATION INC	740		
ST LAWRENCE UNIVERSITY	59,200		
ST. FRANCIS COLLEGE	2,661		
ST. MARY'S HOME FOR CHILDREN	592		
STEPPINGSTONE INC	14,921		
STUDENTS HELPING CHILDREN ACROSS	3,469	741	751
SUDBURY VALLEY TRUSTEES	1,480		
SUSAN G KOMEN BREAST CANCER FDN	4,440		
SUSAN G KOMEN FOR THE CURE	22,200		
SYRACUSE HABITAT FOR HUMANITY INC.	713		
THANK A SERVICE MEMBER	1,480		

Boston Gas Company
Donations for Calendar Years 2014 - 2016

Vendor	CY 2016	CY 2015	CY 2014
THE BARUCH COLLEGE FUND	740		
THE CHARLES THIDE FOUNDATION INC	33,300		
THE CURE PRIZE, INC	700		
THE DETERMINATION CENTER OF CENTRAL	645		
THE DIDOMENICO FOUNDATION, INC.	14,800		
THE HADASSAH FOUNDATION INC	740		
THE HANOVER THEATRE	1,628	3,557	
THE HERREN PROJECT	1,566		
THE HOME FOR LITTLE WANDERERS	2,365		
THE JOE ANDRUZZI FOUNDATION	3,093	22,232	26,398
THE KEYS TO UNLOCK YOUR SILENCE INC	1,188		
THE LAUREN DUNNE ASTLEY MEMORIAL FU	26,640		
THE MINISTRY FOR HOPE INC	10,360		
THE PARTNERSHIP		23,712	9,300
THE RED SOX FOUNDATION	1,332		
THE SALVATION ARMY	1,182	14,820	15,505
THE TRUSTEES OF COLUMBIA UNIVERSITY	740		
THE UPHAMS CORNER COMMUNITY CTR INC	12,580		
TOWN OF COHASSET RECREATION CENTER	1,480		
TOWN OF DIGHTON	14,800		
TOWN OF FRANKLIN	1,569		
TOWN OF SOMERSET	592		
TRIANGLE INC	766		
TRUSTEES OF BOSTON UNIVERSITY	29,600		
TRUSTEES OF HAMILTON COLLEGE	4,440		
TRUSTEES OF THE ROXBURY LATIN	5,652		
TRUSTEES OF TUFTS COLLEGE	12,590		
UB FOUNDATION	592		
UN ASSOCIATION OF GEATER BOSTON			4,650
UNITED CEREBRAL PALSY ASSOCIATION	740		
UNITED SERVICE ORGANIZATIONS, INC	1,184		
UNITED WAY OF CENTRAL MASSACHUSETTS		19,110	164,247
UNITED WAY OF GR ATTLEBORO/TAUNTON		1,673	901
UNITED WAY OF GREATER FALL RIVER	592	4,078	
UNITED WAY OF GREATER NEW BEDFORD I	1,080		
UNITED WAY OF GREATER PLYMOUTH	1,480	9,803	8,060
UNITED WAY OF MASSACHUSETTS BAY		59,217	30,040
UNITED WAY OF NORTH CENTRAL MA INC		3,088	1,802
UNITED WAY OF TRI-COUNTY	592	9,382	13,640
UNITED WAY OF WEBSTER & DUDLEY INC		2,134	1,202
UNIV. OF MASSACHUSETTS AMHERST FOUN	5,328		
UNIV. OF MASSACHUSETTS-LOWELL	515		
UNIVERSITY OF MASSACHUSETTS	22,200	3,409	3,100

Boston Gas Company
Donations for Calendar Years 2014 - 2016

Vendor	CY 2016	CY 2015	CY 2014
UNIVERSITY OF ROCHESTER	1,480		
USO OF METROPOLITAN NEW YORK	592		
VERA HOUSE INC.	740		
VETERANS INC.	888		
VISTING NURSE SERVICES OF NEWPORT A	3,552		
VNA CARE NETWORK INC	679		
WALTHAM BOYS & GIRLS CLUB INC			3,004
WAMC	3,256		
WE ARE MILTON INC	8,880		
WELLESLEY COLLEGE ALUMNAE ASSOCIATI	15,514		
WEST ROXBURY BUSINESS AND	1,178		
WESTBOROUGH FOOD PANTRY		1,260	
WHY ME INC	75,482		
WILDLIFE CONSERVATION SOCIETY	2,588		
WILLIAM PATERSON UNIVERSITY	5,699		
WMHT EDUCATIONAL TELECOMMUNICATIONS	11,895		
WOLF CONSERVATRION CENTER	71,725		
WOMEN'S LUNCH PLACE, INC.	4,502		610
WORCESTER ANIMAL RESCUE LEAGUE, INC	917		
WORCESTER COMMUNITY ACTION COUNCIL	12,768	14,820	3,004
WORCESTER COUNTY FOOD BANK INC	6,419		
WORCESTER COUNTY ST PATRICK'S	888		
WORCESTER KILTIE PIPE BAND INC	509		
WORCESTER NATURAL HISTORY SOCIETY			7,510
WORCESTER TECHNICAL HIGH SCHOOL			1,550
WORCHESTER STATE COLLEGE	814	1,499	1,509
YMCA LITTLE FALLS	18,382		
YMCA OF CENTRAL MASSACHUSETTS			1,550
YOUNG MENS CHRISTIAN ASSOCIATION	740		
YOUNG WOMEN'S CHRISTIAN	1,761	741	775
YOUNG WOMENS CHRISTIAN ASSOCIATION	784		
YWCA CENTRAL MASSACHUSETTS			1,611
ZOOLOGICAL SOCIETY OF BUFFALO INC	1,658		
Various Charitable Donations (amounts less than \$500)	47,097	19,475	20,839
TOTAL	793,659	559,428	702,852

Colonial Gas Company
Donations for Calendar Years 2014 - 2016

Vendor	CY 2016	CY 2015	CY 2014
ACTION FOR BOSTON COMMUNITY			798
ALLIANCE TO SAVE ENERGY		525	
AMERICAN CANCER SOCIETY INC		2,669	
AMERICAN CANCER SOCIETY, INC.		788	
AMERICAN RED CROSS NATIONAL HQ		10,603	9,750
AMERICAN RED CROSS OF CENTRAL MASS		579	1,225
ARTISTS FOR HUMANITY		1,715	1,650
BOSTON CHILDRENS MUSEUM		2,744	2,640
BOSTON INAUGURAL 2014 COMMITTEE FOR			660
BOSTON SCHOLAR ATHLETE PROGRAM INC		686	1,650
BOTTOM LINE		4,116	3,300
CITIZENS FOR CITIZENS INC.		3,430	
CITY YEAR			15,145
COMMUNITY TEAMWORK INC		3,430	
EASTON CHILDREN'S MUSEUM, INC.		1,029	660
F.I.R.S.T.			5,048
GIRLS INC		5,831	6,600
GREATER LAWRENCE COMMUNITY ACTION		3,447	
GREEN EDUCATION FOUNDATION (GEF)		3,430	2,700
HORACE MANN EDUCATIONAL ASSOCIATES	564		
INITIATIVE FOR A COMPETITIVE INNER		686	
JEFFERSON AWARDS FOR PUBLIC SERVICE		5,156	5,327
JR TECH INC		2,744	1,032
JUNIOR ACHIEVEMENT OF NEW YORK INC.		1,012	
MASSACHUSETTS MARITIME ACADEMY		2,744	2,640
MIT		717	1,168
MUSEUM OF SCIENCE		3,430	
NANTUCKET BOYS & GIRLS CLUB INC		696	
NEW ENGLAND AQUARIUM		6,860	8,322
NEW ENGLAND COUNCIL		1,029	1,032
NORTH SHORE UNITED WAY INC		3,101	1,320
NORTHEASTERN UNIVERSITY			2,752
PAUL SNYDER MEMORIAL FOUNDATION			568
REGIONAL ENVIRONMENTAL COUNCIL INC	1,188		
REMEMBERUS.ORG	540		
RENSSELAER POLYTECHNIC INSTITUTE	1,080		
ROSE KENNEDY GREENWAY CONSERVANCY			3,440
ROTARY CLUB OF NORTH ADAMS FOUNDATI	15,165		
SAINT JEROME SCHOOL	1,685		
SAVE A PET ANIMAL RESCUE	776		
SAVE THE HARBOR		1,235	1,196
SCHRINERS HOSPITAL FOR CHILDREN	2,696		
SELF HELP INC	674	3,430	

Colonial Gas Company
Donations for Calendar Years 2014 - 2016

Vendor	CY 2016	CY 2015	CY 2014
SHEAS OCONNELL PRESERVATION GUILD	3,370		
SOCIETY FOR PREVENTION OF CRUELTY	935		
SOUTH MIDDLESEX OPPORTUNITY COUNCIL		515	
SOUTHERN HILLS PRESERVATION	8,803		
SPECIAL OLYMPICS OF NEW YORK INC	3,370		
ST LAWRENCE UNIVERSITY	13,480		
ST. FRANCIS COLLEGE	606		
STEPPINGSTONE INC	3,398		
STUDENTS HELPING CHILDREN ACROSS	790		
SUSAN G KOMEN BREAST CANCER FDN	1,011		
SUSAN G KOMEN FOR THE CURE	5,055		
THE CHARLES THIDE FOUNDATION INC	7,583		
THE DIDOMENICO FOUNDATION, INC.	3,370		
THE HANOVER THEATRE		823	
THE HOME FOR LITTLE WANDERERS	538		
THE JOE ANDRUZZI FOUNDATION	704	5,146	5,645
THE LAUREN DUNNE ASTLEY MEMORIAL FU	6,066		
THE MINISTRY FOR HOPE INC	2,359		
THE PARTNERSHIP		5,488	2,064
THE SALVATION ARMY		3,430	3,441
THE UPHAMS CORNER COMMUNITY CTR INC	2,865		
TOWN OF DIGHTON	3,370		
TRUSTEES OF BOSTON UNIVERSITY	6,740		
TRUSTEES OF HAMILTON COLLEGE	1,011		
TRUSTEES OF THE ROXBURY LATIN	1,287		
TRUSTEES OF TUFTS COLLEGE	2,867		
UN ASSOCIATION OF GEATER BOSTON			1,032
UNITED WAY OF CENTRAL MASSACHUSETTS		4,423	36,194
UNITED WAY OF GREATER FALL RIVER		944	
UNITED WAY OF GREATER PLYMOUTH		2,269	1,789
UNITED WAY OF MASSACHUSETTS BAY		13,705	6,600
UNITED WAY OF NORTH CENTRAL MA INC		715	
UNITED WAY OF TRI-COUNTY		2,172	3,027
UNIV. OF MASSACHUSETTS AMHERST FOUN	1,213		
UNIVERSITY OF MASSACHUSETTS	5,055	789	688
VISTING NURSE SERVICES OF NEWPORT A	809		
WALTHAM BOYS & GIRLS CLUB INC			660
WAMC	741		
WE ARE MILTON INC	2,022		
WELLESLEY COLLEGE ALUMNAE ASSOCIATI	3,533		
WHY ME INC	17,187		
WILDLIFE CONSERVATION SOCIETY	589		
WILLIAM PATERSON UNIVERSITY	1,298		

Colonial Gas Company

Donations for Calendar Years 2014 - 2016

Vendor	CY 2016	CY 2015	CY 2014
WMHT EDUCATIONAL TELECOMMUNICATIONS	2,709		
WOLF CONSERVATION CENTER	16,332		
WOMEN'S LUNCH PLACE, INC.	1,025		
WORCESTER COMMUNITY ACTION COUNCIL	2,907	3,430	660
WORCESTER COUNTY FOOD BANK INC	1,462		
WORCESTER NATURAL HISTORY SOCIETY			1,650
YMCA LITTLE FALLS	4,186		
Various Charitable Donations (amounts less than \$500)	29,257	13,369	15,732
TOTAL	165,013	121,710	144,075

PUC 6-3

Request:

Please provide all documents (related to charitable contributions) required to be filed with the Massachusetts Department of Public Utilities relative to donation years 2014, 2015, and 2016 (please identify the time frame).

Response:

The Uniform System of Accounts requires donations to be recorded to a non-operating expense account (account 426.1), also referred to as a "below the line" or below operating profit account, which is not recovered from customers unless expressly allowed by a regulatory commission or by law. The precedent of the Massachusetts Department of Public Utilities is to exclude charitable contributions from the cost of service in the absence of compelling evidence that a utility's charitable giving is reasonable and provides a clear benefit to customers that is essential to serving them. New England Telephone Company, D.P.U. 86-33-G at 90-96 (1989); Commonwealth Electric Company, D.P.U. 88-135/151, at 45 (1989); D.P.U. 88-67 (Phase I), at 118-127. Amounts of charitable contributions made by the Company's Massachusetts affiliates are included in Line 45 of Massachusetts Electric Company's (Attachment PUC 6-3-1) and Nantucket Electric Company's (Attachment PUC 6-3-2) income statements on Page 117 of the FERC Form 1. Boston Gas Company (Attachment PUC 6-3-3) and Colonial Gas Company (Attachment PUC 6-3-4) donation amounts are included as "*Other income deduction*" in Line 29 of the Company's income statements on Page 10 of the Annual State Filing Report (Attachment PUC 6-3-3).

Name of Respondent Massachusetts Electric Company		This Report Is: (1) <input checked="" type="checkbox"/> An Original (2) <input type="checkbox"/> A Resubmission		Date of Report (Mo, Da, Yr) 03/27/2015		Year/Period of Report End of 2014/Q4	
STATEMENT OF INCOME FOR THE YEAR (continued)							
Line No.	Title of Account (a)	(Ref.) Page No. (b)	TOTAL		Current 3 Months Ended Quarterly Only No 4th Quarter (e)	Prior 3 Months Ended Quarterly Only No 4th Quarter (f)	
			Current Year (c)	Previous Year (d)			
27	Net Utility Operating Income (Carried forward from page 114)		74,782,316	83,139,114			
28	Other Income and Deductions						
29	Other Income						
30	Nonutility Operating Income						
31	Revenues From Merchandising, Jobbing and Contract Work (415)						
32	(Less) Costs and Exp. of Merchandising, Job. & Contract Work (416)						
33	Revenues From Nonutility Operations (417)						
34	(Less) Expenses of Nonutility Operations (417.1)		2,386,653	1,345,384			
35	Nonoperating Rental Income (418)						
36	Equity in Earnings of Subsidiary Companies (418.1)	119					
37	Interest and Dividend Income (419)		16,139,093	15,051,857			
38	Allowance for Other Funds Used During Construction (419.1)		5,991,430	132,785			
39	Miscellaneous Nonoperating Income (421)		1,941,792	667,419			
40	Gain on Disposition of Property (421.1)						
41	TOTAL Other Income (Enter Total of lines 31 thru 40)		21,685,662	14,506,677			
42	Other Income Deductions						
43	Loss on Disposition of Property (421.2)						
44	Miscellaneous Amortization (425)						
45	Donations (426.1)		1,864,134	1,967,540			
46	Life Insurance (426.2)		1,205,773	581,793			
47	Penalties (426.3)			2,896,625			
48	Exp. for Certain Civic, Political & Related Activities (426.4)		282,627	266,645			
49	Other Deductions (426.5)		3,630,639	706,386			
50	TOTAL Other Income Deductions (Total of lines 43 thru 49)		6,983,173	6,418,989			
51	Taxes Applicable to Other Income and Deductions						
52	Taxes Other Than Income Taxes (408.2)	262-263	185,350	361,249			
53	Income Taxes-Federal (409.2)	262-263	3,154,284	3,256,148			
54	Income Taxes-Other (409.2)	262-263	783,674	646,752			
55	Provision for Deferred Inc. Taxes (410.2)	234, 272-277	-959,435	-527,727			
56	(Less) Provision for Deferred Income Taxes-Cr. (411.2)	234, 272-277					
57	Investment Tax Credit Adj.-Net (411.5)						
58	(Less) Investment Tax Credits (420)						
59	TOTAL Taxes on Other Income and Deductions (Total of lines 52-58)		3,163,873	3,736,422			
60	Net Other Income and Deductions (Total of lines 41, 50, 59)		11,538,616	4,351,266			
61	Interest Charges						
62	Interest on Long-Term Debt (427)		47,241,384	47,276,078			
63	Amort. of Debt Disc. and Expense (428)		355,057	372,763			
64	Amortization of Loss on Required Debt (428.1)		409,193	695,938			
65	(Less) Amort. of Premium on Debt-Credit (429)						
66	(Less) Amortization of Gain on Required Debt-Credit (429.1)						
67	Interest on Debt to Assoc. Companies (430)			2,054,627			
68	Other Interest Expense (431)		3,139,766	1,411,991			
69	(Less) Allowance for Borrowed Funds Used During Construction-Cr. (432)		2,652,764	471,442			
70	Net Interest Charges (Total of lines 62 thru 69)		48,492,636	51,339,955			
71	Income Before Extraordinary Items (Total of lines 27, 60 and 70)		37,828,296	36,150,425			
72	Extraordinary Items						
73	Extraordinary Income (434)						
74	(Less) Extraordinary Deductions (435)						
75	Net Extraordinary Items (Total of line 73 less line 74)						
76	Income Taxes-Federal and Other (409.3)	262-263					
77	Extraordinary Items After Taxes (line 75 less line 76)						
78	Net Income (Total of line 71 and 77)		37,828,296	36,150,425			

Name of Respondent Massachusetts Electric Company		This Report Is: (1) <input checked="" type="checkbox"/> An Original (2) <input type="checkbox"/> A Resubmission		Date of Report (Mo, Da, Yr) / /		Year/Period of Report End of 2015/Q4	
STATEMENT OF INCOME FOR THE YEAR (continued)							
Line No.	Title of Account (a)	(Ref.) Page No. (b)	TOTAL		Current 3 Months Ended Quarterly Only No 4th Quarter (e)	Prior 3 Months Ended Quarterly Only No 4th Quarter (f)	
			Current Year (c)	Previous Year (d)			
27	Net Utility Operating Income (Carried forward from page 114)		75,711,034	76,705,828			
28	Other Income and Deductions						
29	Other Income						
30	Nonutility Operating Income						
31	Revenues From Merchandising, Jobbing and Contract Work (415)						
32	(Less) Costs and Exp. of Merchandising, Job. & Contract Work (416)						
33	Revenues From Nonutility Operations (417)						
34	(Less) Expenses of Nonutility Operations (417.1)		2,911,284	2,386,653			
35	Nonoperating Rental Income (418)						
36	Equity in Earnings of Subsidiary Companies (418.1)	119					
37	Interest and Dividend Income (419)		15,106,508	16,139,093			
38	Allowance for Other Funds Used During Construction (419.1)		6,984,036	5,991,430			
39	Miscellaneous Nonoperating Income (421)		7,057,839	1,941,792			
40	Gain on Disposition of Property (421.1)						
41	TOTAL Other Income (Enter Total of lines 31 thru 40)		26,237,099	21,685,662			
42	Other Income Deductions						
43	Loss on Disposition of Property (421.2)		66				
44	Miscellaneous Amortization (425)						
45	Donations (426.1)		1,327,000	1,864,134			
46	Life Insurance (426.2)		652,732	1,205,773			
47	Penalties (426.3)						
48	Exp. for Certain Civic, Political & Related Activities (426.4)		254,999	282,627			
49	Other Deductions (426.5)		9,409,815	11,616,479			
50	TOTAL Other Income Deductions (Total of lines 43 thru 49)		11,644,612	14,969,013			
51	Taxes Applicable to Other Income and Deductions						
52	Taxes Other Than Income Taxes (408.2)	262-263	347,155	185,350			
53	Income Taxes-Federal (409.2)	262-263	8,519,593	2,998,163			
54	Income Taxes-Other (409.2)	262-263	2,116,669	744,885			
55	Provision for Deferred Inc. Taxes (410.2)	234, 272-277	-4,953,082	-4,169,743			
56	(Less) Provision for Deferred Income Taxes-Cr. (411.2)	234, 272-277					
57	Investment Tax Credit Adj.-Net (411.5)						
58	(Less) Investment Tax Credits (420)						
59	TOTAL Taxes on Other Income and Deductions (Total of lines 52-58)		6,030,335	-241,345			
60	Net Other Income and Deductions (Total of lines 41, 50, 59)		8,562,152	6,957,994			
61	Interest Charges						
62	Interest on Long-Term Debt (427)		47,200,000	47,241,384			
63	Amort. of Debt Disc. and Expense (428)		324,282	355,057			
64	Amortization of Loss on Required Debt (428.1)		409,193	409,193			
65	(Less) Amort. of Premium on Debt-Credit (429)						
66	(Less) Amortization of Gain on Required Debt-Credit (429.1)						
67	Interest on Debt to Assoc. Companies (430)						
68	Other Interest Expense (431)		1,844,317	3,139,766			
69	(Less) Allowance for Borrowed Funds Used During Construction-Cr. (432)		3,042,128	2,652,764			
70	Net Interest Charges (Total of lines 62 thru 69)		46,735,664	48,492,636			
71	Income Before Extraordinary Items (Total of lines 27, 60 and 70)		37,537,522	35,171,186			
72	Extraordinary Items						
73	Extraordinary Income (434)						
74	(Less) Extraordinary Deductions (435)						
75	Net Extraordinary Items (Total of line 73 less line 74)						
76	Income Taxes-Federal and Other (409.3)	262-263					
77	Extraordinary Items After Taxes (line 75 less line 76)						
78	Net Income (Total of line 71 and 77)		37,537,522	35,171,186			

Name of Respondent Massachusetts Electric Company		This Report Is: (1) <input checked="" type="checkbox"/> An Original (2) <input type="checkbox"/> A Resubmission		Date of Report (Mo, Da, Yr) / /		Year/Period of Report End of 2016/Q4	
STATEMENT OF INCOME FOR THE YEAR (continued)							
Line No.	Title of Account (a)	(Ref.) Page No. (b)	TOTAL		Current 3 Months Ended Quarterly Only No 4th Quarter (e)	Prior 3 Months Ended Quarterly Only No 4th Quarter (f)	
			Current Year (c)	Previous Year (d)			
27	Net Utility Operating Income (Carried forward from page 114)		112,221,390	73,201,225			
28	Other Income and Deductions						
29	Other Income						
30	Nonutility Operating Income						
31	Revenues From Merchandising, Jobbing and Contract Work (415)						
32	(Less) Costs and Exp. of Merchandising, Job. & Contract Work (416)						
33	Revenues From Nonutility Operations (417)						
34	(Less) Expenses of Nonutility Operations (417.1)		2,808,479	2,911,284			
35	Nonoperating Rental Income (418)						
36	Equity in Earnings of Subsidiary Companies (418.1)	119					
37	Interest and Dividend Income (419)		7,041,995	15,106,508			
38	Allowance for Other Funds Used During Construction (419.1)		8,183,754	6,984,036			
39	Miscellaneous Nonoperating Income (421)		346,705	7,057,839			
40	Gain on Disposition of Property (421.1)		166,404				
41	TOTAL Other Income (Enter Total of lines 31 thru 40)		12,930,379	26,237,099			
42	Other Income Deductions						
43	Loss on Disposition of Property (421.2)			66			
44	Miscellaneous Amortization (425)						
45	Donations (426.1)		1,962,639	1,327,000			
46	Life Insurance (426.2)		689,755	652,732			
47	Penalties (426.3)						
48	Exp. for Certain Civic, Political & Related Activities (426.4)		409,076	254,999			
49	Other Deductions (426.5)		16,782,392	12,556,713			
50	TOTAL Other Income Deductions (Total of lines 43 thru 49)		19,843,862	14,791,510			
51	Taxes Applic. to Other Income and Deductions						
52	Taxes Other Than Income Taxes (408.2)	262-263	361,538	347,155			
53	Income Taxes-Federal (409.2)	262-263	1,372,489	7,452,646			
54	Income Taxes-Other (409.2)	262-263	358,458	1,851,589			
55	Provision for Deferred Inc. Taxes (410.2)	234, 272-277	-7,875,530	-4,953,082			
56	(Less) Provision for Deferred Income Taxes-Cr. (411.2)	234, 272-277					
57	Investment Tax Credit Adj.-Net (411.5)						
58	(Less) Investment Tax Credits (420)						
59	TOTAL Taxes on Other Income and Deductions (Total of lines 52-58)		-5,783,045	4,698,308			
60	Net Other Income and Deductions (Total of lines 41, 50, 59)		-1,130,438	6,747,281			
61	Interest Charges						
62	Interest on Long-Term Debt (427)		55,319,222	47,200,000			
63	Amort. of Debt Disc. and Expense (428)		367,901	324,282			
64	Amortization of Loss on Reaquired Debt (428.1)		409,193	409,193			
65	(Less) Amort. of Premium on Debt-Credit (429)						
66	(Less) Amortization of Gain on Reaquired Debt-Credit (429.1)						
67	Interest on Debt to Assoc. Companies (430)						
68	Other Interest Expense (431)		2,537,810	1,844,317			
69	(Less) Allowance for Borrowed Funds Used During Construction-Cr. (432)		3,008,418	3,042,128			
70	Net Interest Charges (Total of lines 62 thru 69)		55,625,708	46,735,664			
71	Income Before Extraordinary Items (Total of lines 27, 60 and 70)		55,465,244	33,212,842			
72	Extraordinary Items						
73	Extraordinary Income (434)						
74	(Less) Extraordinary Deductions (435)						
75	Net Extraordinary Items (Total of line 73 less line 74)						
76	Income Taxes-Federal and Other (409.3)	262-263					
77	Extraordinary Items After Taxes (line 75 less line 76)						
78	Net Income (Total of line 71 and 77)		55,465,244	33,212,842			

Name of Respondent Nantucket Electric Company		This Report Is: (1) <input checked="" type="checkbox"/> An Original (2) <input type="checkbox"/> A Resubmission		Date of Report (Mo, Da, Yr) 03/17/2017		Year/Period of Report End of 2016/Q4	
STATEMENT OF INCOME FOR THE YEAR (continued)							
Line No.	Title of Account (a)	(Ref.) Page No. (b)	TOTAL		Current 3 Months Ended Quarterly Only No 4th Quarter (e)	Prior 3 Months Ended Quarterly Only No 4th Quarter (f)	
			Current Year (c)	Previous Year (d)			
27	Net Utility Operating Income (Carried forward from page 114)		4,214,277	3,824,988			
28	Other Income and Deductions						
29	Other Income						
30	Nonutility Operating Income						
31	Revenues From Merchandising, Jobbing and Contract Work (415)						
32	(Less) Costs and Exp. of Merchandising, Job. & Contract Work (416)						
33	Revenues From Nonutility Operations (417)		8,096	-7,127			
34	(Less) Expenses of Nonutility Operations (417.1)		38,757	37,000			
35	Nonoperating Rental Income (418)						
36	Equity in Earnings of Subsidiary Companies (418.1)	119					
37	Interest and Dividend Income (419)		593,453	412,424			
38	Allowance for Other Funds Used During Construction (419.1)		25,554	19,210			
39	Miscellaneous Nonoperating Income (421)		-21,344	-15,788			
40	Gain on Disposition of Property (421.1)						
41	TOTAL Other Income (Enter Total of lines 31 thru 40)		567,002	371,719			
42	Other Income Deductions						
43	Loss on Disposition of Property (421.2)						
44	Miscellaneous Amortization (425)						
45	Donations (426.1)		30,042	19,668			
46	Life Insurance (426.2)		7,138	7,054			
47	Penalties (426.3)		83,000	59,747			
48	Exp. for Certain Civic, Political & Related Activities (426.4)		6,299	3,479			
49	Other Deductions (426.5)		24,821	297,282			
50	TOTAL Other Income Deductions (Total of lines 43 thru 49)		151,300	387,230			
51	Taxes Applicable to Other Income and Deductions						
52	Taxes Other Than Income Taxes (408.2)	262-263					
53	Income Taxes-Federal (409.2)	262-263	134,249	3,597			
54	Income Taxes-Other (409.2)	262-263	35,532	894			
55	Provision for Deferred Inc. Taxes (410.2)	234, 272-277	-15,580	-14,874			
56	(Less) Provision for Deferred Income Taxes-Cr. (411.2)	234, 272-277					
57	Investment Tax Credit Adj.-Net (411.5)						
58	(Less) Investment Tax Credits (420)						
59	TOTAL Taxes on Other Income and Deductions (Total of lines 52-58)		154,201	-10,383			
60	Net Other Income and Deductions (Total of lines 41, 50, 59)		261,501	-5,128			
61	Interest Charges						
62	Interest on Long-Term Debt (427)		413,061	209,750			
63	Amort. of Debt Disc. and Expense (428)		124,478	100,320			
64	Amortization of Loss on Reacquired Debt (428.1)		75,304	82,446			
65	(Less) Amort. of Premium on Debt-Credit (429)						
66	(Less) Amortization of Gain on Reacquired Debt-Credit (429.1)						
67	Interest on Debt to Assoc. Companies (430)						
68	Other Interest Expense (431)		192,765	221,014			
69	(Less) Allowance for Borrowed Funds Used During Construction-Cr. (432)		2,347	1,963			
70	Net Interest Charges (Total of lines 62 thru 69)		803,261	611,567			
71	Income Before Extraordinary Items (Total of lines 27, 60 and 70)		3,672,517	3,208,293			
72	Extraordinary Items						
73	Extraordinary Income (434)						
74	(Less) Extraordinary Deductions (435)						
75	Net Extraordinary Items (Total of line 73 less line 74)						
76	Income Taxes-Federal and Other (409.3)	262-263					
77	Extraordinary Items After Taxes (line 75 less line 76)						
78	Net Income (Total of line 71 and 77)		3,672,517	3,208,293			

Annual Report ofBoston Gas Company.....Year ended December 31, 2014 Attachment PUC 6-3-3 10

STATEMENT OF INCOME FOR THE YEAR					Page 1 of 3
Line No.	Account (a)	Current Year (b)	Prior Year (c)	Increase or (Decrease) from Preceding Year (d)	
1	OPERATING INCOME				
2	Operating Revenues (400) P. 37,43	\$ 1,273,079,534	\$ 1,219,247,542	\$ 53,831,992	
3	Operating Expenses:				
4	Operating Expenses (401) P. 42,47	918,365,665	890,605,448	27,760,217	
5	Maintenance Expense (402) P. 42,47	49,592,473	54,870,675	(5,278,202)	
6	Depreciation Expense (403) P. 34	126,983,168	117,782,011	9,201,157	
7	Amortization of Utility Plant (404 and 405)	801,755	3,490,396	(2,688,641)	
8	Amortization of Investment Credit (406.0)	-	-	-	
9	Amortization of Regulatory Expenses (407.3)	320,537	320,537	-	
10	Taxes Other Than Income Taxes (408) P. 49	56,291,761	49,870,032	6,421,729	
11	Income Taxes (409) P. 49	2,025,075	20,625,235	(18,600,160)	
12	Provision for Deferred Income Taxes (410) P. 36	31,126,894	11,569,861	19,557,033	
13	Income Taxes Deferred In Prior Years -- Cr. (411) P. 36	(24,916)	(2,619,889)	2,594,973	
14	Total Operating Expenses	1,185,482,412	1,146,514,306	38,968,106	
15	Net Operating Revenues	87,597,122	72,733,236	14,863,886	
16	Income from Utility Plant Leased to Others				
17	Other Utility Operating Income (414) P. 50	-	-	-	
18	Total Utility Operating Income	87,597,122	72,733,236	14,863,886	
19	OTHER INCOME				
20	Income from Mdse. Jobbing & Contract Work (415) P. 51	-	-	-	
21	Income from Nonutility Operations (417)	(2,882,286)	(1,822,271)	(1,060,015)	
22	Nonoperating Rental Income (418)	-	-	-	
23	Interest and Dividend Income (419)	812,531	3,803,948	(2,991,417)	
24	Miscellaneous Nonoperating Income (421)	787,595	31,533	756,062	
25	Total Other Income	(1,282,160)	2,013,210	(3,295,370)	
26	Total Income	86,314,962	74,746,445	11,568,517	
27	MISCELLANEOUS INCOME DEDUCTIONS				
28	Miscellaneous Amortization (425)	-	-	-	
29	Other Income Deductions (426)	2,204,478	2,558,805	(354,327)	
30	Total Income Deductions	2,204,478	2,558,805	(354,327)	
31	Income Before Interest Charges	84,110,484	72,187,640	11,922,844	
32	INTEREST CHARGES				
33	Interest on Long-Term Debt (427) P. 31	32,753,436	33,430,711	(677,275)	
34	Amortization of Debt Disc. & Expense (428) P. 26	297,817	312,547	(14,730)	
35	Amortization of Prem. on Debt - - Credit (429) P. 26	-	-	-	
36	Int. on Debt to Associated Companies (430) P. 31, 32	279,249	387,372	(108,123)	
37	Other Interest Expense (431)	(309,229)	(6,946,355)	6,637,126	
38	Interest Charged to Construction - - Credit (432)	(242,047)	(586,350)	344,303	
39	Total Interest Charges	32,779,226	26,597,925	6,181,301	
40	Net Income	51,331,258	45,589,715	5,741,543	
41	EARNED SURPLUS				
42	Unappropriated Earned Surplus (at beginning of period) (216)	309,001,243	263,411,527	45,589,716	
43	Balance Transferred from Income (433)	51,331,258	45,589,716	5,741,542	
44	Miscellaneous Credits to Surplus (434)			-	
45	Miscellaneous Debits to Surplus (435)	-	-	-	
46	Appropriations of Surplus (436)	-	-	-	
47	Net Additions to Earned Surplus	51,331,258	45,589,716	5,741,542	
48	Dividends Declared - - Preferred Stock (437)			-	
49	Dividends Declared - - Common Stock (438)			-	
50	Unappropriated Earned Surplus (at end of period) (216)	\$ 360,332,501	\$ 309,001,243	\$ 51,331,258	

Annual Report ofBoston Gas Company.....Year ended December 31, 2015

10

STATEMENT OF INCOME FOR THE YEAR				
Line No.	Account (a)	Current Year (b)	Prior Year (c)	Increase or (Decrease) from Preceding Year (d)
1	OPERATING INCOME			
2	Operating Revenues (400) P. 37,43	\$ 1,137,148,670	\$ 1,273,079,534	\$ (135,930,864)
3	Operating Expenses:			
4	Operating Expenses (401) P. 42,47	756,739,910	918,365,665	(161,625,755)
5	Maintenance Expense (402) P. 42,47	60,533,738	49,592,473	10,941,265
6	Depreciation Expense (403) P. 34	137,204,638	126,983,168	10,221,470
7	Amortization of Utility Plant (404 and 405)	191,452	801,755	(610,303)
8	Amortization of Investment Credit (406.0)	-	-	-
9	Amortization of Regulatory Expenses (407.3)	320,537	320,537	-
10	Taxes Other Than Income Taxes (408) P. 49	55,830,809	56,291,761	(460,952)
11	Income Taxes (409) P. 49	6,180,925	2,025,075	4,155,850
12	Provision for Deferred Income Taxes (410) P. 36	30,374,712	24,408,283	5,966,429
13	Income Taxes Deferred In Prior Years -- Cr. (411) P. 36	-	(24,916)	24,916
14	Total Operating Expenses	1,047,376,721	1,178,763,801	(131,387,080)
15	Net Operating Revenues	89,771,949	94,315,733	(4,543,784)
16	Income from Utility Plant Leased to Others			
17	Other Utility Operating Income (414) P. 50	-	-	-
18	Total Utility Operating Income	89,771,949	94,315,733	(4,543,784)
19	OTHER INCOME			
20	Income from Mdse. Jobbing & Contract Work (415) P. 51	-	-	-
21	Income from Nonutility Operations (417)	-	(2,882,286)	2,882,286
22	Nonoperating Rental Income (418)	-	-	-
23	Interest and Dividend Income (419)	762,011	812,531	(50,520)
24	Miscellaneous Nonoperating Income (421)	118,991	787,595	(668,604)
25	Total Other Income	881,002	(1,282,160)	2,163,162
26	Total Income	90,652,951	93,033,572	(2,380,621)
27	MISCELLANEOUS INCOME DEDUCTIONS			
28	Miscellaneous Amortization (425)	-	-	-
29	Other Income Deductions (426)	11,176,368	18,917,439	(7,741,071)
30	Total Income Deductions	11,176,368	18,917,439	(7,741,071)
31	Income Before Interest Charges	79,476,583	74,116,133	5,360,450
32	INTEREST CHARGES			
33	Interest on Long-Term Debt (427) P. 31	32,526,656	32,753,436	(226,780)
34	Amortization of Debt Disc. & Expense (428) P. 26	296,633	297,817	(1,184)
35	Amortization of Prem. on Debt - - Credit (429) P. 26	-	-	-
36	Int. on Debt to Associated Companies (430) P. 31, 32	1,603,895	279,249	1,324,646
37	Other Interest Expense (431)	(8,723,811)	(309,229)	(8,414,582)
38	Interest Charged to Construction - - Credit (432)	(304,958)	(242,047)	(62,911)
39	Total Interest Charges	25,398,415	32,779,226	(7,380,811)
40	Net Income	54,078,168	41,336,907	12,741,261
41	EARNED SURPLUS			
42	Unappropriated Earned Surplus (at beginning of period) (216)	350,338,150	309,001,243	41,336,907
43	Balance Transferred from Income (433)	54,078,168	41,336,908	12,741,260
44	Miscellaneous Credits to Surplus (434)	-	-	-
45	Miscellaneous Debits to Surplus (435)	-	-	-
46	Appropriations of Surplus (436)	-	-	-
47	Net Additions to Earned Surplus	54,078,168	41,336,908	12,741,260
48	Dividends Declared - - Preferred Stock (437)			-
49	Dividends Declared - - Common Stock (438)			-
50	Unappropriated Earned Surplus (at end of period) (216)	\$ 404,416,317	\$ 350,338,150	\$ 54,078,167

NOTE: The balance of retained earnings and net income for the period ended December 31, 2014 was revised for a net decrease of \$9.9M to reflect the elimination of equity carrying charges on certain regulatory assets.

STATEMENT OF INCOME FOR THE YEAR				
Page 3 of 3				
Line No.	Account (a)	Current Year (b)	Prior Year (c)	Increase or (Decrease) from Preceding Year (d)
1	OPERATING INCOME			
2	Operating Revenues (400) P. 37,43	\$ 1,053,329,349	\$ 1,137,148,670	\$ (83,819,321)
3	Operating Expenses:			
4	Operating Expenses (401) P. 42,47	680,745,997	756,739,910	(75,993,913)
5	Maintenance Expense (402) P. 42,47	56,334,327	60,533,738	(4,199,411)
6	Depreciation Expense (403) P. 34	146,589,696	137,204,638	9,385,058
7	Amortization of Utility Plant (404 and 405)	39,565	191,452	(151,887)
8	Amortization of Investment Credit (406.0)	-	-	-
9	Amortization of Regulatory Expenses (407.3)	267,114	320,537	(53,423)
10	Taxes Other Than Income Taxes (408) P. 49	54,617,114	55,830,809	(1,213,695)
11	Income Taxes (409) P. 49	349,777	6,180,925	(5,831,148)
12	Provision for Deferred Income Taxes (410) P. 36	33,321,486	30,374,712	2,946,774
13	Income Taxes Deferred In Prior Years -- Cr. (411) P. 36	-	-	-
14	Total Operating Expenses	972,265,076	1,047,376,721	(75,111,645)
15	Net Operating Revenues	81,064,273	89,771,949	(8,707,676)
16	Income from Utility Plant Leased to Others	-	-	-
17	Other Utility Operating Income (414) P. 50	-	-	-
18	Total Utility Operating Income	81,064,273	89,771,949	(8,707,676)
19	OTHER INCOME			
20	Income from Mdse. Jobbing & Contract Work (415) P. 51	-	-	-
21	Income from Nonutility Operations (417)	-	-	-
22	Nonoperating Rental Income (418)	-	-	-
23	Interest and Dividend Income (419)	1,624,569	762,011	862,558
24	Miscellaneous Nonoperating Income (421)	124,303	118,991	5,312
25	Total Other Income	1,748,872	881,002	867,870
26	Total Income	82,813,145	90,652,950	(7,839,805)
27	MISCELLANEOUS INCOME DEDUCTIONS			
28	Miscellaneous Amortization (425)	-	-	-
29	Other Income Deductions (426)	15,775,623	11,176,368	4,599,255
30	Total Income Deductions	15,775,623	11,176,368	4,599,255
31	Income Before Interest Charges	67,037,522	79,476,582	(12,439,060)
32	INTEREST CHARGES			
33	Interest on Long-Term Debt (427) P. 31	31,393,825	32,526,656	(1,132,831)
34	Amortization of Debt Disc. & Expense (428) P. 26	273,933	296,633	(22,700)
35	Amortization of Prem. on Debt - - Credit (429) P. 26	-	-	-
36	Int. on Debt to Associated Companies (430) P. 31, 32	3,768,769	1,603,895	2,164,874
37	Other Interest Expense (431)	(15,784,323)	(8,723,811)	(7,060,512)
38	Interest Charged to Construction - - Credit (432)	(932,124)	(304,958)	(627,166)
39	Total Interest Charges	18,720,080	25,398,415	(6,678,335)
40	Net Income	48,317,442	54,078,167	(5,760,725)
41	EARNED SURPLUS			
42	Unappropriated Earned Surplus (at beginning of period) (216)	404,416,317	350,338,150	54,078,167
43	Balance Transferred from Income (433)	48,317,442	54,078,168	(5,760,726)
44	Miscellaneous Credits to Surplus (434)	-	-	-
45	Miscellaneous Debits to Surplus (435)	-	-	-
46	Appropriations of Surplus (436)	-	-	-
47	Net Additions to Earned Surplus	48,317,442	54,078,168	(5,760,726)
48	Dividends Declared - - Preferred Stock (437)			-
49	Dividends Declared - - Common Stock (438)			-
50	Unappropriated Earned Surplus (at end of period) (216)	\$ 452,733,759	\$ 404,416,317	\$ 48,317,442

Annual Report ofColonial Gas Company.....Year ended December 31, 2014

Page 1 of 3 10

STATEMENT OF INCOME FOR THE YEAR

Line No.	Account (a)	Current Year (b)	Prior Year (c)	Increase or (Decrease) from Preceding Year (d)
1	OPERATING INCOME			
2	Operating Revenues (400) P. 37,43	\$ 304,811,608	\$ 262,216,539	\$ 42,595,069
3	Operating Expenses:			
4	Operating Expenses (401) P. 42,47	230,785,076	187,240,740	43,544,336
5	Maintenance Expense (402) P. 42,47	4,923,723	2,738,392	2,185,331
6	Depreciation Expense (403) P. 34	24,446,303	22,503,372	1,942,931
7	Amortization of Utility Plant (404 and 405)	228,480	406,699	(178,219)
8	Amortization of Investment Credit (406.0)	-	-	-
9	Amortization of Regulatory Expenses (407.3)	12,476,140	11,761,654	714,486
10	Taxes Other Than Income Taxes (408) P. 49	8,779,277	8,085,159	694,118
11	Income Taxes (409) P. 49	8,268,498	25,009,559	(16,741,061)
12	Provision for Deferred Income Taxes (410) P. 36	(1,220,441)	(9,602,328)	8,381,887
13	Income Taxes Deferred In Prior Years -- Cr. (411) P. 36	(97,553)	(5,885,294)	5,787,741
14	Total Operating Expenses	288,589,503	242,257,953	46,331,549
15	Net Operating Revenues	16,222,105	19,958,586	(3,736,481)
16	Income from Utility Plant Leased to Others			
17	Other Utility Operating Income (414) P. 50			-
18	Total Utility Operating Income	16,222,105	19,958,586	(3,736,481)
19	OTHER INCOME			
20	Income from Mdse. Jobbing & Contract Work (415) P. 51		-	-
21	Income from Nonutility Operations (417)	40,292	205,883	-
22	Nonoperating Rental Income (418)	-	-	-
23	Interest and Dividend Income (419)	5,923,606	4,054,307	1,869,299
24	Miscellaneous Nonoperating Income (421)	168,941	6,077	162,864
25	Total Other Income	6,132,839	4,266,267	1,866,572
26	Total Income	22,354,944	24,224,852	(1,869,909)
27	MISCELLANEOUS INCOME DEDUCTIONS			
28	Miscellaneous Amortization (425)	-	-	-
29	Other Income Deductions (426)	443,640	380,382	63,258
30	Total Income Deductions	443,640	380,382	63,258
31	Income Before Interest Charges	21,911,304	23,844,470	(1,933,166)
32	INTEREST CHARGES			
33	Interest on Long-Term Debt (427) P. 31	7,595,333	7,273,631	321,702
34	Amortization of Debt Disc. & Expense (428) P. 26	147,013	152,196	(5,183)
35	Amortization of Prem. on Debt - - Credit (429) P. 26	-	-	-
36	Int. on Debt to Associated Companies (430) P. 31, 32	10,179	150,925	(140,746)
37	Other Interest Expense (431)	1,605,139	2,619,911	(1,014,772)
38	Interest Charged to Construction - - Credit (432)	(389,115)	(70,198)	(318,917)
39	Total Interest Charges	8,968,549	10,126,466	(1,157,916)
40	Net Income	12,942,755	13,718,004	(775,249)
41	EARNED SURPLUS			
42	Unappropriated Earned Surplus (at beginning of period) (216)	107,051,850	93,333,847	13,718,004
43	Balance Transferred from Income (433)	12,942,755	13,718,004	(775,249)
44	Miscellaneous Credits to Surplus (434)			-
45	Miscellaneous Debits to Surplus (435)			-
46	Appropriations of Surplus (436)	-	-	-
47	Net Additions to Earned Surplus	12,942,755	13,718,004	(775,249)
48	Dividends Declared - - Preferred Stock (437)	-	-	-
49	Dividends Declared - - Common Stock (438)	-	-	-
50	Unappropriated Earned Surplus (at end of period) (216)	\$ 119,994,605	\$ 107,051,850	\$ 12,942,755

Annual Report ofColonial Gas Company.....Year ended December 31, 2015

10 Page 2 of 3

STATEMENT OF INCOME FOR THE YEAR

Line No.	Account (a)	Current Year (b)	Prior Year (c)	Increase or (Decrease) from Preceding Year (d)
1	OPERATING INCOME			
2	Operating Revenues (400) P. 37,43	\$ 272,393,594	\$ 304,811,608	\$ (32,418,014)
3	Operating Expenses:			
4	Operating Expenses (401) P. 42,47	194,576,311	230,785,076	(36,208,765)
5	Maintenance Expense (402) P. 42,47	4,114,016	4,923,723	(809,707)
6	Depreciation Expense (403) P. 34	26,175,554	24,446,303	1,729,251
7	Amortization of Utility Plant (404 and 405)	55,258	228,480	(173,222)
8	Amortization of Investment Credit (406.0)	-	-	-
9	Amortization of Regulatory Expenses (407.3)	12,476,140	12,476,140	-
10	Taxes Other Than Income Taxes (408) P. 49	9,311,537	8,779,277	532,260
11	Income Taxes (409) P. 49	1,153,920	8,268,498	(7,114,578)
12	Provision for Deferred Income Taxes (410) P. 36	6,020,813	(2,081,644)	8,102,457
13	Income Taxes Deferred In Prior Years -- Cr. (411) P. 36	-	(97,553)	97,553
14	Total Operating Expenses	253,883,549	287,728,300	(33,844,751)
15	Net Operating Revenues	18,510,045	17,083,308	1,426,737
16	Income from Utility Plant Leased to Others			
17	Other Utility Operating Income (414) P. 50			-
18	Total Utility Operating Income	18,510,045	17,083,308	1,426,737
19	OTHER INCOME			
20	Income from Mdse. Jobbing & Contract Work (415) P. 51	-	-	-
21	Income from Nonutility Operations (417)	-	40,292	(40,292)
22	Nonoperating Rental Income (418)	-	-	-
23	Interest and Dividend Income (419)	4,732,219	5,923,606	(1,191,387)
24	Miscellaneous Nonoperating Income (421)	27,550	168,941	(141,391)
25	Total Other Income	4,759,769	6,132,839	(1,373,070)
26	Total Income	23,269,814	23,216,147	53,667
27	MISCELLANEOUS INCOME DEDUCTIONS			
28	Miscellaneous Amortization (425)	-	-	-
29	Other Income Deductions (426)	3,326,762	2,585,936	740,826
30	Total Income Deductions	3,326,762	2,585,936	740,826
31	Income Before Interest Charges	19,943,052	20,630,211	(687,159)
32	INTEREST CHARGES			
33	Interest on Long-Term Debt (427) P. 31	7,616,333	7,595,333	21,000
34	Amortization of Debt Disc. & Expense (428) P. 26	147,013	147,013	-
35	Amortization of Prem. on Debt - - Credit (429) P. 26	-	-	-
36	Int. on Debt to Associated Companies (430) P. 31, 32	34,380	10,179	24,201
37	Other Interest Expense (431)	2,359,152	1,605,139	754,013
38	Interest Charged to Construction - - Credit (432)	(158,480)	(389,115)	230,635
39	Total Interest Charges	9,998,398	8,968,549	1,029,849
40	Net Income	9,944,654	11,661,662	(1,717,008)
41	EARNED SURPLUS			
42	Unappropriated Earned Surplus (at beginning of period) (216)	118,713,512	107,051,850	11,661,662
43	Balance Transferred from Income (433)	9,944,654	11,661,662	(1,717,008)
44	Miscellaneous Credits to Surplus (434)	-	-	-
45	Miscellaneous Debits to Surplus (435)	-	-	-
46	Appropriations of Surplus (436)	-	-	-
47	Net Additions to Earned Surplus	9,944,654	11,661,662	(1,717,008)
48	Dividends Declared - - Preferred Stock (437)	-	-	-
49	Dividends Declared - - Common Stock (438)	-	-	-
50	Unappropriated Earned Surplus (at end of period) (216)	\$ 128,658,166	\$ 118,713,512	\$ 9,944,654

NOTE: The balance of net income and retained earnings for the period ended December 31, 2014 was revised for a net decrease of \$1.3M to reflect the elimination of equity carrying charges on certain regulatory assets

Annual Report ofColonial Gas Company.....Year ended December 31, 2016

STATEMENT OF INCOME FOR THE YEAR

Page 3 of 3

Line No.	Account (a)	Current Year (b)	Prior Year (c)	Increase or (Decrease) from Preceding Year (d)
1	OPERATING INCOME			
2	Operating Revenues (400) P. 37,43	\$ 244,346,642	\$ 272,393,594	\$ (28,046,952)
3	Operating Expenses:			
4	Operating Expenses (401) P. 42,47	164,097,915	194,576,311	(30,478,396)
5	Maintenance Expense (402) P. 42,47	3,976,426	4,114,016	(137,590)
6	Depreciation Expense (403) P. 34	27,052,361	26,175,554	876,807
7	Amortization of Utility Plant (404 and 405)	11,139	55,258	(44,119)
8	Amortization of Investment Credit (406.0)	-	-	-
9	Amortization of Regulatory Expenses (407.3)	12,446,784	12,476,140	(29,356)
10	Taxes Other Than Income Taxes (408) P. 49	9,764,190	9,311,537	452,653
11	Income Taxes (409) P. 49	(27,204)	1,153,920	(1,181,124)
12	Provision for Deferred Income Taxes (410) P. 36	8,431,085	6,020,813	2,410,272
13	Income Taxes Deferred In Prior Years -- Cr. (411) P. 36	-	-	-
14	Total Operating Expenses	225,752,696	253,883,549	(28,130,853)
15	Net Operating Revenues	18,593,946	18,510,045	83,901
16	Income from Utility Plant Leased to Others	-	-	-
17	Other Utility Operating Income (414) P. 50	-	-	-
18	Total Utility Operating Income	18,593,946	18,510,045	83,901
19	OTHER INCOME			
20	Income from Mdse. Jobbing & Contract Work (415) P. 51	-	-	-
21	Income from Nonutility Operations (417)	-	-	-
22	Nonoperating Rental Income (418)	-	-	-
23	Interest and Dividend Income (419)	5,044,097	4,732,219	311,878
24	Miscellaneous Nonoperating Income (421)	29,372	27,550	1,822
25	Total Other Income	5,073,469	4,759,769	313,700
26	Total Income	23,667,415	23,269,814	397,601
27	MISCELLANEOUS INCOME DEDUCTIONS			
28	Miscellaneous Amortization (425)	-	-	-
29	Other Income Deductions (426)	2,666,246	3,326,762	(660,516)
30	Total Income Deductions	2,666,246	3,326,762	(660,516)
31	Income Before Interest Charges	21,001,169	19,943,052	1,058,117
32	INTEREST CHARGES			
33	Interest on Long-Term Debt (427) P. 31	7,616,333	7,616,333	-
34	Amortization of Debt Disc. & Expense (428) P. 26	147,416	147,013	403
35	Amortization of Prem. on Debt - - Credit (429) P. 26	-	-	-
36	Int. on Debt to Associated Companies (430) P. 31, 32	289,596	34,380	255,216
37	Other Interest Expense (431)	1,824,466	2,359,152	(534,686)
38	Interest Charged to Construction - - Credit (432)	(398,000)	(158,480)	(239,520)
39	Total Interest Charges	9,479,811	9,998,398	(518,587)
40	Net Income	11,521,358	9,944,654	1,576,704
41	EARNED SURPLUS			
42	Unappropriated Earned Surplus (at beginning of period) (216)	128,658,166	118,713,512	9,944,654
43	Balance Transferred from Income (433)	11,521,358	9,944,654	1,576,704
44	Miscellaneous Credits to Surplus (434)	-	-	-
45	Miscellaneous Debits to Surplus (435)	-	-	-
46	Appropriations of Surplus (436)	-	-	-
47	Net Additions to Earned Surplus	11,521,358	9,944,654	1,576,704
48	Dividends Declared - - Preferred Stock (437)	-	-	-
49	Dividends Declared - - Common Stock (438)	-	-	-
50	Unappropriated Earned Surplus (at end of period) (216)	\$ 140,179,524	\$ 128,658,166	\$ 11,521,358

PUC 6-4

Request:

Please provide any guidelines, orders or directives from the Massachusetts Department of Public Utilities regarding charitable contributions.

Response:

Please refer to the Company's response to PUC 6-3 for the guidelines, orders, or directives from the Massachusetts Department of Public Utilities regarding charitable contributions.

PUC 6-5

Request:

Please provide the company policy for charitable contributions for National Grid and each of its distribution companies.

Response:

Please see Attachment PUC 6-5 for National Grid's Charitable Contributions Accounting Policy, which is applicable to all US companies.


		<h1>US ACCOUNTING POLICY</h1>	
Charitable Contributions		US AP 510.03.1	
Prior US APR Updated:	Not applicable	Effective Date: April 29, 2013	
Current US APR Update:	April 29, 2013		
Applicability:		US National Grid – All Companies	
Departure from this Policy requires the Approval of the US NG VP and Controller of Accounting Services			


TABLE OF CONTENTS

SECTION	AREA	PAGE
I	Purpose & Scope	1
II	Policy	
A	Definitions	2
B	Policy	2
III	Chart of Account Reference	5
IV	Supplemental Information	6
V	Key Accounting Literature	6
VI	Transition Information	6
VII	Exhibits	6
VIII	Frequently Asked Questions	6

Section I: Purpose & Scope

Every year, National Grid contributes significant amounts to deserving charitable organizations and programs. These donations help position the Company as a good corporate citizen in the communities we serve, and they support a framework that emphasizes education, environmental stewardship and other community investments that align with corporate priorities and strategic objectives. This policy establishes the guidelines to ensure that an effective and consistent process is applied in the approval and recording of Charitable Contributions.

The policy applies to all US National Grid companies (“the Company” or “the Companies”). For assistance with any aspect of this policy, please contact the Economic Development and Corporate Citizenship Department.

 <div>THE POWER OF ACTION</div>		<h1>US ACCOUNTING POLICY</h1>	
Charitable Contributions		US AP 510.03.1	
Prior US APR Updated:	Not applicable	Effective Date: April 29, 2013	
Current US APR Update:	April 29, 2013		
Applicability:		US National Grid – All Companies	
Departure from this Policy requires the Approval of the US NG VP and Controller of Accounting Services			

Section II: Procedure Description

A. Definitions

- Charitable Contributions: Also referred to as “Donations” or “Charitable Donations”. In the context of the policy, includes contributions, donations, and/or expenses for charitable, social and community welfare purposes.
- Community Representatives: Generic term for National Grid employees owning the requests for funding originating from charitable organizations. These employees include Corporate Citizenship Representatives, Community & Customer Coordinators, and others who may be responsible for recommending and processing donation requests.

B. Policy


B.1 Policy statement

National Grid has a corporate giving framework that focuses on:

- Education and Skills: Particularly Science, Technology, Engineering and Math (STEM) programs, with an emphasis on encouraging K-12 students to explore careers in technical fields that align with National Grid’s future workforce needs.
- Energy and Environment: Particularly projects that focus on global climate change, sustainability, natural resource/energy conservation, and local community environmental support around National Grid operational sites.
- Community Investment: Support for charitable programs, organizations and community events that align with corporate and jurisdiction priorities while encouraging employee engagement and raising brand awareness.

As a general rule, funding is not provided for:

- Organizations not eligible for tax-deductible support under Section 501(c) (3) of the IRS Code
- Organizations that discriminate on the basis of race, color, religion, gender, national origin, disability, age, marital status, or veteran status
- Fraternal and veterans organizations or private clubs
- Organizations outside of National Grid’s service territory, except to fund a specific project or program that is delivered directly within our communities
- Political or lobbying organizations
- Churches or other Religious organizations
- Organizations that spend more than 25% of their budget on overhead and fundraising
- Travel and conferences
- Capital campaigns.

		<h1>US ACCOUNTING POLICY</h1>	
Charitable Contributions		US AP 510.03.1	
Prior US APR Updated:	Not applicable	Effective Date: April 29, 2013	
Current US APR Update:	April 29, 2013		
Applicability:		US National Grid – All Companies	
Departure from this Policy requires the Approval of the US NG VP and Controller of Accounting Services			

Charitable Contributions may only be made to not-for-profit organizations for a specified charitable cause. Donations may not be made if the purpose of the donation is to encourage a customer to buy or recommend buying the Company's products, or to encourage favorable treatment from a supplier, regulator or public official.

Charitable Contributions by individual employees (e.g., school alumni association dues, personal Contributions to charitable organizations) are considered personal expenses and are not reimbursable.


B.2 Requests for contributions

Corporate giving funds are budgeted into three major categories which are Corporate Citizenship, Centralized Community Support, and Jurisdiction:

- **Corporate Citizenship:** These donations typically involve larger gifts to strategic programs and organizations in the areas of education and environmental stewardship. The grants often fund multi-year charitable partnerships that cross multiple regions/communities across the service territory. This category also includes corporate donations to the United Way, the Matching Gifts program, disaster relief donations, and National Grid's contributions to several low-income customer heating assistance funds.
- **Centralized Community Support:** Typically smaller, regional focused donations and sponsorships that support Jurisdiction priorities and enhance relationships with key community organizations and stakeholders. These charitable donations are reviewed and approved centrally and should align with our education and environment priorities wherever possible.
- **Jurisdiction:** These are generally smaller donations and sponsorships that support community organizations and events with significant local impact. Equal budgets are provided across the US Jurisdictions.

The Cybergrants system is the mechanism that is used to enter the request for each of these three budget categories. Applications for funding can be made by employees (e.g. for the Matching Gifts program) or by the not-for-profit organizations themselves:

- For organizations, a vendor record shall be set up in Cybergrants which has the capability to check for 501.c.3 status by requesting the organization to provide its W-9 and Taxpayer ID, thereby ensuring the organization is an eligible not-for-profit charitable organization.

		<h1>US ACCOUNTING POLICY</h1>	
Charitable Contributions		US AP 510.03.1	
Prior US APR Updated:	Not applicable	Effective Date: April 29, 2013	
Current US APR Update:	April 29, 2013		
Applicability:		US National Grid – All Companies	
Departure from this Policy requires the Approval of the US NG VP and Controller of Accounting Services			

- Employee giving program requests (e.g. Matching Gifts) require SAP employee ID numbers are in order to access Cybergrants and initiate a contribution. The amount of the matching gift contribution shall be between \$20 and \$500, and donations are limited to a maximum of \$500 per employee per year.

B.3 Review process

B.3.1 Funding originated from Organizations

Requests for funding originating from Organizations are owned and recommended by Community Representatives.

The Community Representatives process the requests using information provided by the organizations in Cybergrants. Details provided in the request shall include the organization name, amount requested, project description, community(ies) impacted, budget category, and the date for requested payment.


The requests shall be reviewed by the Corporate Citizenship Program Analyst to determine whether the organizations are valid and eligible not-for-profit organizations consistent with the Company's corporate giving policies. The Program Analyst then prepares a summary that shall be reviewed and validated for reasonableness by the Director of Economic Development and Corporate Citizenship, in conjunction with the review tools available in Cybergrants. After this review, the Director of Economic Development and Corporate Citizenship shall provide preliminary approval recommendations for each donation.

Charitable Contributions shall also be subject to management review and approval as necessary per the following Delegation of Authority (DoA) limits:

- Up to \$20,000: Vice President of Customer & Business Strategy
- Up to \$40,000: Senior Vice President and Chief Customer Officer
- Up to \$176,000: Chief Executive Officer

The Director of Economic Development and Corporate Citizenship shall collect comments from management review and provide a revised approval recommendation as necessary. Once approved by management, the Director of Economic Development and Corporate Citizenship shall provide final approval for each contribution in Cybergrants.

Accounts Payable is then automatically notified through Cybergrants, and the data is interfaced into SAP. The related checks for each contribution payment shall be provided to the Economic Development and Corporate Citizenship Department for reconciliation with the authorized amount before being sent to the not-for-profit organization.

		<h1>US ACCOUNTING POLICY</h1>	
Charitable Contributions		US AP 510.03.1	
Prior US APR Updated:	Not applicable	Effective Date: April 29, 2013	
Current US APR Update:	April 29, 2013		
Applicability:		US National Grid – All Companies	
Departure from this Policy requires the Approval of the US NG VP and Controller of Accounting Services			

Additionally, the Economic Development and Corporate Citizenship department shall obtain from the Finance Department the related SAP accounts payable journal to ensure that payable amounts are consistent with the dollar amounts of contributions authorized.

B.3.2 Matching Gift program review process

The review and approval shall be performed quarterly via group batch by the Director of Economic Development and Corporate Citizenship.

B.3.3 Annual Review Process

On an annual basis, the Economic Development and Corporate Citizenship Department shall perform a review of contributions made to organizations during the previous fiscal year, to ensure that they are only related to approved organizations and amounts. The Corporate Citizenship Program Analyst shall obtain, from the Finance Department, a report from SAP of all accounts payable activity for the year by not-for-profit organization. The Corporate Citizenship Program Analyst shall reconcile the accounts payable report to Economic Development and Corporate Citizenship's records from Cybergrants for (a) not-for-profit organizations included to those approved per Cybergrants; and (b) dollar amounts paid to those authorized for each organization.


The Director of Economic Development and Corporate Citizenship shall review the annual reconciliation performed by the Corporate Citizenship lead analyst.

That reconciliation shall also be provided to the Accounting Department to ensure that Charitable Contribution payments have been appropriately recorded in FERC Account 426.1. In particular, the Accounting Department shall identify and trace all amounts contributed to major not-for-profit organizations (e.g., Red Cross, United Ways) from the reconciliation to a detail of amounts recorded in account 426.1 per SAP.

Section III: Chart of Account Reference

As per guidance from FERC Uniform System of Accounts:

Expenses related to charitable, social and community welfare shall be reported in Account 426.1 as prescribed by the Uniform System of Accounts at the Electronic Code of Federal Regulations website.

		<h1>US ACCOUNTING POLICY</h1>	
Charitable Contributions		US AP 510.03.1	
Prior US APR Updated:	Not applicable	Effective Date: April 29, 2013	
Current US APR Update:	April 29, 2013		
Applicability:		US National Grid – All Companies	
Departure from this Policy requires the Approval of the US NG VP and Controller of Accounting Services			

Section IV: Supplemental Information

The detailed procedure for the Matching Gift program is available on the National Grid Infonet.

Section V: Key Policy Reference

Accounting Standards Codification (ASC)			
Topic	Subtopic	Description	
		Not applicable	
Other Key Accounting Literature <i>(e.g. Regulatory Accounting Requirements, International Financial Reporting Standards)</i>			
Part	Subchapter	Chapter	Title
101	C: Accounts, Federal Power Act	1: Federal Energy Regulatory Commission, Department of Energy	18: Conservation of Power and Resources

Section VI: Transition Information

Not applicable

Section VII: Exhibits

Not applicable

Section VIII: Frequently Asked Questions

Not applicable

PUC 6-6

Request:

Please itemize the amounts of donations made to charitable organizations by Narragansett Electric and National Grid Gas that were not ratepayer funded in 2014, 2015, 2016 or the Test Year.

Response:

It is important to note that not all donations made to charitable organizations by the Company are collected through base distribution rates. In its last general rate case (Docket No. 4323), the Company included amounts that were customer funded, which was \$401,142 for Narragansett Electric and \$235,086 for Narragansett Gas. Any donations above that level would have been funded by shareholders (not customer funded). Please also refer to the Company's response to NERI 10-1, a copy of which is provided as Attachment PUC 6-6-1 for ease of reference.

The itemization of donations made to charitable organizations by Narragansett Electric and Narragansett Gas during 2014, 2015, and 2016 that would be eligible for recovery from customers are reflected in the Company's annual charitable donation report submissions to the Public Utilities Commission, copies of which are provided as Attachment PUC 6-6-2. The requested itemization for the Test Year was provided in the Company's response to PUC 6-1 as Attachment PUC 6-1.

The Narragansett Electric Company
d/b/a National Grid
RIPUC Docket No. 4770
Responses to NERI's Tenth Set of Data Requests
Issued March 2, 2018

NERI 10-1

Unless otherwise specified below, "the Company" and "Narragansett" refers to the Narragansett Electric Co. d/b/a/ National Grid. Where work papers are requested, please provide work papers in Excel format.

Subject: Charitable Donations

Request:

Reference Responses to Commission's First of Set of Data Requests, PUC 1-64. Please identify if, and how much of, the donations to charitable organizations by National Grid are charged to Rhode Island ratepayers for the following calendar years:

- a. CY2014
- b. CY2015
- c. CY2016

Response:

The amount of donations to charitable organizations charged to Rhode Island customers in calendar years 2014, 2015 and 2016 is \$401,142 per year for Narragansett Electric and \$235,086 per year for Narragansett Gas. These amounts equal the Company's allowed level of charitable donations included in current base rates under the Settlement Agreement in RIPUC Docket No. 4323. Please refer to Attachment NERI 10-1 for the applicable pages of the compliance filing in that docket.

Prepared by or under the supervision of: Melissa Little

**The Narragansett Electric Company d/b/a National Grid
Summary of Operating Expenses by Component
Test Year Ended December 31, 2011**

Reference	(a) Total Test Year Per Books	(b) Normalizing Adjustments	(c) Adjusted Books Year Ended December 31, 2011	(d) Pro Forma Adjustments	(e) Rate Year Adjusted
Operation & Maintenance Expenses					
1 Purchased Power	Page 6 of 71	\$ 376,831,161	\$ -	\$ 376,831,161	\$ -
2					
3 Labor	Page 10 of 71	49,296,024	(9,294,058)	40,001,966	(1,824,866)
4 Healthcare	Page 23 of 71	6,023,664	(428,290)	5,595,374	399,650
5 401K Match	Page 24 of 71	1,096,289	(134,243)	962,046	(103,649)
6 401K Match Pensions	Page 25 of 71	3,023	-	3,023	178,575
7 Donations	Page 26 of 71	-	401,142	401,142	-
8 Computer Software	Page 27 of 71	3,739,868	(118,592)	3,621,276	5,591,668
9 Regulatory Assessments	Page 28 of 71	3,009,083	(93,768)	2,915,315	1,077,066
10 Facilities	Page 29 of 71	2,746,223	(293,966)	2,452,257	267,926
11 Uninsured Claims	Page 30 of 71	2,480,624	(76,333)	2,404,291	(701,459)
12 Insurance Premiums	Page 31 of 71	970,582	696	971,278	94,007
13 Payroll Taxes	Page 33 of 71	414,744	(32,015)	382,729	(105,751)
14 OPEB	Page 34 of 71	8,977,300	(558,792)	8,418,508	(4,876,932)
15 Pensions	Page 35 of 71	9,258,180	(699,569)	8,558,611	1,676,080
16 Postage	Page 36 of 71	2,014,865	(488)	2,014,377	83,418
17 Energy Efficiency O&M	Page 37 of 71	34,495,893	(34,495,893)	-	-
18 Environmental Response Fund	Page 38 of 71	3,078,000	-	3,078,000	-
19 Storm Fund	Page 38 of 71	-	-	-	443,103
20 Temporary 5 year Storm Fund Contribution	Page 38 of 71	-	-	-	3,000,000
21 Additional OPEX related to additional CAPEX	Page 39 of 71	-	-	-	424,454
22 Advertising	Page 40 of 71	210,849	(146,168)	64,681	-
23 Transmission O&M-Integrated Facilities Arrangement	Page 41 of 71	(52,986,986)	52,986,986	-	-
24 Transmission O&M-Wheeling Costs-NEP	Page 42 of 71	117,809,444	(117,809,444)	-	-
25 Rate Case Expense	Page 43 of 71	-	-	-	258,125
26 Consumer Advocate	Page 44 of 71	-	-	-	0
27 Additional US Foundations Support Staff	Page 45 of 71	-	-	-	120,163
28 Uncollectibles - Commodity	Page 46 of 71	-	4,792,667	4,792,667	(4,792,667)
29 Uncollectibles - Transmission	Page 46 of 71	-	1,663,600	1,663,600	(1,663,600)
30 Uncollectibles - Conservation	Page 46 of 71	-	599,271	599,271	11,343
31 Uncollectibles - Delivery	Page 46 of 71	11,314,819	(8,238,900)	3,075,919	(4,536)
32 Productivity & Efficiency Savings	Page 47 of 71	-	-	-	(2,627,184)
33 Reallocation of Service Company Costs	Page 48 of 71	-	-	-	4,514,843
34 Paperless Billing Adjustment	Page 49 of 71	-	-	-	207,038
35 Other O & M Expenses Subject to Inflation	Page 50 of 71	32,032,001	(6,563,666)	25,468,336	970,344
36 Company Share of Net Merger Synergies		3,250,000	-	3,250,000	-
37 Total Other Operation and Maintenance Expenses		\$ 239,234,490	\$ (118,539,823)	\$ 120,694,667	\$ 2,617,158

Line Notes

36 Sum of Line 3 through Line 36

**The Narragansett Electric Company d/b/a National Grid
Summary of Operating Expenses by Component
Test Year Ended December 31, 2011**

		(a)	(b)	(a) + (b) (c)	(d)	(c) + (d) (e)	
		Total Test Year Per Books	Normalizing Adjustments	Adjusted Test Year Ended December 31, 2011	Pro Forma Adjustments	Rate Year Adjusted	
	Reference						
Operation & Maintenance Expenses							
1	Gas Cost	Page 6 of 65	\$257,195,602	(\$57,664,271)	\$199,531,331	\$0	\$199,531,331
2							
3	Labor	Page 10 of 65	\$37,509,062	(\$1,505,434)	\$36,003,627	(\$4,475,001)	\$31,528,626
4	Healthcare	Page 23 of 65	\$4,834,351	(\$81,151)	\$4,753,200	\$11,578	\$4,764,778
5	401K Match	Page 24 of 65	\$728,561	(\$6,982)	\$721,579	(\$94,792)	\$626,787
6	401K Pension Replacement Plan	Page 25 of 65	\$1,823	\$0	\$1,823	\$110,181	\$112,004
7	Donations	Page 26 of 65	\$0	\$235,086	\$235,086	\$0	\$235,086
8	Computer Software Purchases	Page 27 of 65	\$1,218,721	(\$56,966)	\$1,161,756	\$1,804,095	\$2,965,851
9	Regulatory Assessments	Page 28 of 65	\$1,468,122	\$0	\$1,468,122	(\$87,372)	\$1,380,750
10	Facilities	Page 29 of 65	\$2,736,138	(\$104,590)	\$2,631,548	\$237,620	\$2,869,169
11	Facilities Consolidation Savings	Page 30 of 65	\$0	\$0	\$0	(\$438,870)	(\$438,870)
12	Claims	Page 31 of 65	\$395,202	\$0	\$395,202	\$160,069	\$555,271
13	Insurance Premiums	Page 32 of 65	\$620,945	\$21,171	\$642,116	\$284	\$642,400
14	Payroll Taxes	Page 34 of 65	\$550,730	(\$42,963)	\$507,767	(\$90,355)	\$417,412
15	OPEB's	Page 35 of 65	\$5,297,250	(\$858,213)	\$4,439,037	(\$116,233)	\$4,322,804
16	Pensions	Page 36 of 65	\$7,141,101	(\$2,282,261)	\$4,858,840	\$2,821,012	\$7,679,852
17	Postage	Page 37 of 65	\$1,353,157	(\$32)	\$1,353,126	\$56,035	\$1,409,161
18	Energy Efficiency Expense	Page 38 of 65	\$4,526,468	(\$4,526,468)	\$0	\$0	\$0
19	GCR-Related Operation & Maintenance	Page 39 of 65	\$673,761	\$0	\$673,761	(\$427,330)	\$246,431
20	LIAP Expense	Page 40 of 65	\$1,663,666	(\$78,666)	\$1,585,000	\$0	\$1,585,000
21	Weatherization Expense	Page 40 of 65	\$267,629	(\$67,629)	\$200,000	\$0	\$200,000
22	Rate Case Expense	Page 41 of 65	\$0	\$0	\$0	\$275,458	\$275,458
23	Consumer Advocate	Page 42 of 65	-	-	-	-	\$0
24	Additional US Foundations Support Staff	Page 43 of 65	-	-	-	46,063	\$46,063
25	Advertising	Page 44 of 65	\$373,987	(\$300,810)	\$73,177	\$0	\$73,177
26	Uncollectibles - Commodity	Page 45 of 65	\$0	\$5,355,163	\$5,355,163	(\$5,355,163)	\$0
27	Uncollectibles - DAC	Page 45 of 65	\$0	\$2,809	\$2,809	(\$2,809)	\$0
28	Uncollectibles - Energy Efficiency	Page 45 of 65	\$0	\$299,896	\$299,896	(\$299,896)	\$0
29	Uncollectibles - Distribution	Page 45 of 65	\$10,533,193	(\$7,142,484)	\$3,390,709	\$1,364,226	\$4,754,935
30	Productivity & Efficiency Savings	Page 46 of 65	\$0	\$0	\$0	(\$1,134,002)	(\$1,134,002)
31	Reallocation of Service Company Charges	Page 47 of 65	\$0	\$0	\$0	(\$4,452,323)	(\$4,452,323)
32	Other O & M Expenses	Page 48 of 65	\$24,857,020	(\$5,522,121)	\$19,334,899	\$736,660	\$20,071,558
33	Company Share of Net Merger Synergies		\$2,450,000		\$2,450,000	\$0	\$2,450,000
34	Total Other Operation and Maintenance Expenses		\$109,200,887	(\$16,662,644)	\$92,538,244	(\$9,350,866)	\$83,187,378



Celia B. O'Brien
Assistant General Counsel and Director

October 9, 2015

VIA HAND DELIVERY & ELECTRONIC MAIL

Luly E. Massaro, Commission Clerk
Rhode Island Public Utilities Commission
89 Jefferson Boulevard
Warwick, RI 02888

**RE: The Narragansett Electric Company d/b/a National Grid
Charitable Contributions for Calendar Years 2012, 2013, and 2014
Response to PUC Information Request**

Dear Ms. Massaro:

On behalf of National Grid¹, I enclose ten (10) copies of the Company's response to the information request issued by the Public Utilities Commission on September 3, 2015 concerning the Company's charitable contributions for calendar years 2012, 2013, and 2014.

Thank you for your attention to this transmittal. If you have any questions concerning this matter, please contact me at 781-907-2153.

Very truly yours,

A handwritten signature in blue ink that reads "Celia B. O'Brien".

Celia B. O'Brien

Enclosures

cc: Steve Scialabba, Division
Leo Wold, Esq.

¹ The Narragansett Electric Company d/b/a National Grid (National Grid or the Company).

The Narragansett Electric Company
d/b/a National Grid
In Re: Charitable Contributions - Calendar Years 2012, 2013 & 2014
Response to Public Utilities Commission's Information Request
Issued on September 3, 2015

PUC 1-1

Request:

Please provide an itemized list of charitable contributions made by The Narragansett Electric Company for each of the calendar years 2012, 2013 & 2014. The lists should agree with the amounts reported in FERC Form 1, Page 340. If any of the contributions are to the Salvation Army, please indicate if the contributions are in any way related to the Good Neighbor Energy Fund.

Response:

Please see Attachment PUC 1-1 for an itemized list of charitable contributions (i.e., donations to charitable organizations) made by the Company in calendar years 2012, 2013 and 2014. The differences between these amounts and the amounts reported on FERC Form 1, Page 340 are attributable to the "Other Miscellaneous" and "Service Company" lines on the FERC form, which include portions of the charitable donations listed in Attachment PUC 1-1, as well as labor and associated expenses related to employee volunteering activities in Rhode Island communities. While not charitable donations per se, these volunteering-related amounts are accounted for, and reported through, the FERC 4261 account, along with the "cash" charitable donations.

With respect to the Salvation Army "Good Neighbor Energy Fund," the following contributions were made by the Company during the three-year period, all of which are reflected and highlighted in the Attachment PUC 1-1:

2012:	None
2013:	\$360,000
2014:	\$180,000

The Company has typically provided \$180,000 per year to the Salvation Army "Good Neighbor Energy Fund" during the past several heating seasons. The total funding provided during Calendar Year 2013 includes payments for both the 2012/13 and 2013/14 heating seasons.

Narragansett Electric and Gas - Charitable Donations, Calendar Year 2012

Payment Date	Organization	NECO Electric	NECO Gas	Total
08/22/2012	United Way of Rhode Island, Inc	\$66,000	\$34,000	\$100,000
03/29/2012	UNIVERSITY OF RHODE ISLAND FOUNDATION	\$20,625	\$10,625	\$31,250
09/11/2012	UNIVERSITY OF RHODE ISLAND FOUNDATION	\$20,625	\$10,625	\$31,250
02/02/2012	CITY YEAR INC	\$19,800	\$10,200	\$30,000
07/05/2012	Fund for UCAP	\$16,500	\$8,500	\$25,000
11/20/2012	The Jonnycake Center of Westerly	\$25,000		\$25,000
09/11/2012	Boys Town New England, Inc.	\$6,600	\$3,400	\$10,000
01/12/2012	EDUCATION IN ACTION	\$6,600	\$3,400	\$10,000
09/04/2012	EDUCATION IN ACTION	\$6,600	\$3,400	\$10,000
09/11/2012	Crossroads Rhode Island	\$4,950	\$2,550	\$7,500
09/11/2012	Family Service of Rhode Island	\$3,300	\$1,700	\$5,000
10/25/2012	LEADERSHIP RHODE ISLAND EDUCATIONAL FOUNDATION	\$3,300	\$1,700	\$5,000
01/26/2012	MINISTERS ALLIANCE OF RHODE ISLAND	\$3,300	\$1,700	\$5,000
10/25/2012	American Red Cross Rhode Island Chapter	\$3,300	\$1,700	\$5,000
01/26/2012	R I ASSOCIATION OF FIRE CHIEFS INC	\$3,300	\$1,700	\$5,000
01/12/2012	Providence Performing Arts Center	\$1,980	\$1,020	\$3,000
09/11/2012	Providence Performing Arts Center	\$1,980	\$1,020	\$3,000
09/20/2012	Day One	\$1,650	\$850	\$2,500
03/29/2012	OCEAN COMMUNITY YMCA	\$1,650	\$850	\$2,500
09/11/2012	United Way of Rhode Island, Inc	\$1,650	\$850	\$2,500
09/20/2012	EPISCOPAL CHARITIES FUND OF RHODE ISLAND	\$1,320	\$680	\$2,000
03/08/2012	BACK TO SCHOOL CELEBRATION OF RI	\$990	\$510	\$1,500
03/08/2012	PROVIDENCE COMMUNITY LIBRARY	\$908	\$468	\$1,375
04/02/2012	ACADEMIC DECATHLON OF RHODE ISLAND	\$792	\$408	\$1,200
01/19/2012	LASALLE ACADEMY	\$660	\$340	\$1,000
09/11/2012	Michaels Fund	\$660	\$340	\$1,000
10/22/2012	WOMEN & INFANTS HOSPITAL OF RHODE ISLAND	\$660	\$340	\$1,000
09/11/2012	RHODE ISLAND PUBLIC WORKS ASSOCIATION INC	\$660	\$340	\$1,000
03/01/2012	Special Olympics Rhode Island	\$660	\$340	\$1,000
01/26/2012	IMPOSSIBLE DREAM INC	\$660	\$340	\$1,000
03/29/2012	CranstonArc	\$330	\$170	\$500
09/11/2012	AMYOTROPHIC LATERAL SCLEROSIS ASSOCIATION	\$330	\$170	\$500
10/25/2012	RHODE ISLAND STATE POLICE MUSEUM FOUNDATION INC	\$330	\$170	\$500
Various	"Matching Gifts" for employee donations to various charitable organizations	\$545	\$222	\$767
Calendar Year 2012 Total		\$228,214	\$104,627	\$332,842

Narragansett Electric and Gas - Charitable Donations, Calendar Year 2013

Companies Charged	Organization	Electric	Gas	Total
Narragansett Electric	AMOS HOUSE	4,950		4,950
Narragansett Electric	AMYOTROPHIC LATERAL SCLEROSIS ASSN.	660		660
Narragansett Electric	BACK TO SCHOOL CELEBRATION OF RI	990		990
Narragansett Electric	BLACKSTONE VALLEY TOURISM	330		330
Narragansett Electric	BOYS TOWN NEW ENGLAND INC.	3,300		3,300
Narragansett Electric	BRISTOL-WARREN EDUCATION FOUNDATION	990		990
Narragansett Electric	BRYANT UNIV.	1,650		1,650
Narragansett Electric	CHAMBER EDUCATION FOUNDATION	330		330
Narragansett Electric	CHARTERCARE HEALTH PARTNERS	330		330
Narragansett Electric	CITY YEAR	50,000		50,000
Narragansett Electric	CITY YEAR INC	990		990
Narragansett Electric	COMMUNITY COLLEGE OF RHODE ISLAND	13,200		13,200
Narragansett Electric	COMPREHENSIVE COMMUNITY ACTION	990		990
Narragansett Electric	CROSSROADS RHODE ISLAND	4,950		4,950
Narragansett Electric	DAY ONE	1,650		1,650
Narragansett Electric	EDUCATION IN ACTION	21,120		21,120
Narragansett Electric	EPISCOPAL CHARITIES FUND OF RI	1,320		1,320
Narragansett Electric	F.I.R.S.T.	3,300		3,300
Narragansett Electric	FAMILY SERVICE OF RI INC.	3,300		3,300
Narragansett Electric	FIRST WORKS	3,300		3,300
Narragansett Electric	FRIENDS OF BALLARD PARK	1,980		1,980
Narragansett Electric	GRANTMAKERS COUNCIL OF RI INC	1,168		1,168
Narragansett Electric	GROUNDWORK PROVIDENCE, INC.	5,501		5,501
Narragansett Electric	HASBRO CHILDRENS HOSPITAL	2,310		2,310
Narragansett Electric	LEADERSHIP RHODE ISLAND	3,300		3,300
Narragansett Electric	LITTLE COMPTON COMMUNITY CENTER COR	990		990
Narragansett Electric	MARCH OF DIMES	1,980		1,980
Narragansett Electric	MEADOWBROOK FARMS AND HANAFORD	165		165
Narragansett Electric	MOSIACO DEVELOPMENT CORP	1,980		1,980
Narragansett Electric	NEW ENGLAND BOARD OF HIGHER EDUCATI	792		792
Narragansett Electric	NEWPORT COUNTY CHAMBER OF COMMERCE	4,818		4,818
Narragansett Electric	NEWPORT PUBLIC LIBRARY	462		462
Narragansett Electric	NORTH SMITHFIELD HERITAGE ASSOCIATI	660		660
Narragansett Electric	OCEAN STATE THEATRE CO	8,250		8,250
Narragansett Electric	PHOENIX HOUSES OF NEW ENGLAND	990		990
Narragansett Electric	PROVIDENCE CHILDREN'S MUSEUM	8,250		8,250
Narragansett Electric	PROVIDENCE PERFORMING ARTS CENTER	10,890		10,890
Narragansett Electric	REBUILDING TOGETHER PROVIDENCE	1,650		1,650
Narragansett Electric	RHODE ISLAND KIDS COUNT	1,650		1,650
Narragansett Electric	RHODE ISLAND LISC	13,200		13,200
Narragansett Electric	RHODE ISLAND SCHOOL OF THE FUTURE	6,600		6,600
Narragansett Electric	RHODE ISLAND SOUTHERN FIREMAN'S LEA	660		660
Narragansett Electric	RHODE ISLAND ZOOLOGICAL SOCIETY	1,650		1,650
Narragansett Electric	RHODES ISLAND INSTITUTE FOR LABOR	1,254		1,254
Narragansett Electric	RIVERZ EDGE ARTS PROJECT	6,600		6,600
Narragansett Electric	SALVE REGINA UNIVERSITY	3,300		3,300
Narragansett Electric	SAVE THE BAY	1,980		1,980
Narragansett Electric	SOUTHSIDE COMMUNITY LAND TRUST	3,300		3,300
Narragansett Electric	ST MICHAELS PROVIDENCE RHODE ISLAND	660		660
Narragansett Electric	THE FUND FOR COMMUNITY PROGRESS	660		660
Narragansett Electric	THE JONNYCAKE CENTER INC	15,000		15,000
Narragansett Electric	THE PATROLMAN GREGORY W BOLDEN	1,320		1,320
Narragansett Electric	THE PAWTUCKET FOUNDATION	990		990
Narragansett Electric	THE PROVIDENCE FOUNDATION	3,571		3,571
Narragansett Electric	THE SALVATION ARMY	237,600		237,600
Narragansett Electric	TRINITY REPERTORY COMPANY	6,600		6,600
Narragansett Electric	UNITED WAY OF RHODE ISLAND	66,000		66,000
Narragansett Electric	UNIV. OF RI FOUNDATION	462		462

Companies Charged	Organization	Electric	Gas	Total
Narragansett Electric	WATCH HILL CONSERVANCY	1,650		1,650
Narragansett Electric	WOMEN & INFANTS HOSPITAL OF RI	1,452		1,452
Narragansett Electric	SALVE REGINA UNIVERSITY	1,650		1,650
Narragansett Gas	AMERICAN RED CROSS RHODE ISLAND CHA		1,020	1,020
Narragansett Gas	AMOS HOUSE		2,550	2,550
Narragansett Gas	AMYOTROPHIC LATERAL SCLEROSIS ASSN.		170	170
Narragansett Gas	BACK TO SCHOOL CELEBRATION OF RI		510	510
Narragansett Gas	BLACKSTONE VALLEY TOURISM		170	170
Narragansett Gas	BOYS TOWN NEW ENGLAND INC.		1,700	1,700
Narragansett Gas	BRISTOL-WARREN EDUCATION FOUNDATION		510	510
Narragansett Gas	BRYANT UNIV.		850	850
Narragansett Gas	CHAMBER EDUCATION FOUNDATION		170	170
Narragansett Gas	CHARTERCARE HEALTH PARTNERS		170	170
Narragansett Gas	CITY YEAR		50,000	50,000
Narragansett Gas	CITY YEAR INC		510	510
Narragansett Gas	COMMUNITY COLLEGE OF RHODE ISLAND		6,800	6,800
Narragansett Gas	COMPREHENSIVE COMMUNITY ACTION		510	510
Narragansett Gas	CROSSROADS RHODE ISLAND		2,550	2,550
Narragansett Gas	DAY ONE		850	850
Narragansett Gas	EDUCATION IN ACTION		10,880	10,880
Narragansett Gas	EPISCOPAL CHARITIES FUND OF RI		680	680
Narragansett Gas	F.I.R.S.T.		1,700	1,700
Narragansett Gas	FAMILY SERVICE OF RI INC.		1,700	1,700
Narragansett Gas	FIRST WORKS		6,800	6,800
Narragansett Gas	FRIENDS OF BALLARD PARK		1,020	1,020
Narragansett Gas	GRANTMAKERS COUNCIL OF RI INC		602	602
Narragansett Gas	GROUNDWORK PROVIDENCE, INC.		2,834	2,834
Narragansett Gas	HASBRO CHILDRENS HOSPITAL		1,190	1,190
Narragansett Gas	LEADERSHIP RHODE ISLAND		1,700	1,700
Narragansett Gas	LITTLE COMPTON COMMUNITY CENTER COR		510	510
Narragansett Gas	MARCH OF DIMES		1,020	1,020
Narragansett Gas	MEADOWBROOK FARMS AND HANAFORD		85	85
Narragansett Gas	MOSIACO DEVELOPMENT CORP		1,020	1,020
Narragansett Gas	NEW ENGLAND BOARD OF HIGHER EDUCATI		408	408
Narragansett Gas	NEWPORT COUNTY CHAMBER OF COMMERCE		2,482	2,482
Narragansett Gas	NEWPORT PUBLIC LIBRARY		238	238
Narragansett Gas	NORTH SMITHFIELD HERITAGE ASSOCIATI		340	340
Narragansett Gas	OCEAN STATE THEATRE CO		4,250	4,250
Narragansett Gas	PHOENIX HOUSES OF NEW ENGLAND		510	510
Narragansett Gas	PROVIDENCE CHILDREN'S MUSEUM		4,250	4,250
Narragansett Gas	PROVIDENCE PERFORMING ARTS CENTER		5,610	5,610
Narragansett Gas	REBUILDING TOGETHER PROVIDENCE		850	850
Narragansett Gas	RHODE ISLAND KIDS COUNT		850	850
Narragansett Gas	RHODE ISLAND LISC		6,800	6,800
Narragansett Gas	RHODE ISLAND SCHOOL OF THE FUTURE		3,400	3,400
Narragansett Gas	RHODE ISLAND SOUTHERN FIREMAN'S LEA		340	340
Narragansett Gas	RHODE ISLAND ZOOLOGICAL SOCIETY		850	850
Narragansett Gas	RHODES ISLAND INSTITUTE FOR LABOR		646	646
Narragansett Gas	RIVERZ EDGE ARTS PROJECT		3,400	3,400
Narragansett Gas	SALVE REGINA UNIVERSITY		1,700	1,700
Narragansett Gas	SAVE THE BAY		1,020	1,020
Narragansett Gas	SOUTHSIDE COMMUNITY LAND TRUST		1,700	1,700
Narragansett Gas	ST MICHAELS PROVIDENCE RHODE ISLAND		340	340
Narragansett Gas	THE FUND FOR COMMUNITY PROGRESS		340	340
Narragansett Gas	THE PATROLMAN GREGORY W BOLDEN		680	680
Narragansett Gas	THE PAWTUCKET FOUNDATION		510	510
Narragansett Gas	THE PROVIDENCE FOUNDATION		1,839	1,839
Narragansett Gas	THE SALVATION ARMY		122,400	122,400
Narragansett Gas	TRINITY REPERTORY COMPANY		3,400	3,400
Narragansett Gas	UNITED WAY OF RHODE ISLAND		34,000	34,000
Narragansett Gas	UNIV. OF RI FOUNDATION		238	238
Narragansett Gas	WATCH HILL CONSERVANCY		850	850
Narragansett Gas	WOMEN & INFANTS HOSPITAL OF RI		748	748

Companies Charged	Organization	Electric	Gas	Total
Narragansett Gas	SALVE REGINA UNIVERSITY		850	850
NECO Elec and Gas	BRYANT UNIV.	1,767	733	2,500
NECO Elec and Gas	COMMUNITY COLLEGE OF RHODE ISLAND	7,086	2,939	10,025
NECO Elec and Gas	HABITAT FOR HUMANITY OF RI SOUTH CO	10,602	4,398	15,000
NECO Elec and Gas	JUNIOR ACHIEVEMENT OF RI INC	4,524	1,876	6,400
NECO Elec and Gas	MICHAEL'S FUND	707	293	1,000
NECO Elec and Gas	MINISTERS ALLIANCE OF RHODE ISLAND	2,474	1,026	3,500
NECO Elec and Gas	PHOENIX SOCIETY, INC.	3,534	1,466	5,000
NECO Elec and Gas	PROVIDENCE FIRE DEPT SAFETY &	1,060	440	1,500
NECO Elec and Gas	RHODE ISLAND COMMUNITY FOOD BANK	1,767	733	2,500
NECO Elec and Gas	RHODE ISLAND POLICE CHIEFS ASSOCIAT	3,534	1,466	5,000
NECO Elec and Gas	RHODE ISLAND STATE POLICE MUSEUM	707	293	1,000
NECO Elec and Gas	RI ASSOCIATION OF FIRE CHIEFS, INC	3,534	1,466	5,000
NECO Elec and Gas	SALVE REGINA UNIVERSITY	1,767	733	2,500
NECO Elec and Gas	"Matching Gifts" for employee donations to various organizations	101,105	54,441	155,546
Calendar Year 2013 Total		695,762	378,924	1,074,686

Narragansett Electric and Gas - Charitable Donations, Calendar Year 2014

Companies Charged	Organization	Electric	Gas	Total
Narragansett Electric	AMERICAN RED CROSS RHODE ISLAND CHA	3,630		3,630
Narragansett Electric	BACK TO SCHOOL CELEBRATION OF RI	660		660
Narragansett Electric	BOYS & GIRLS CLUBS OF PROVIDENCE	9,900		9,900
Narragansett Electric	BOYS TOWN NEW ENGLAND INC.	3,300		3,300
Narragansett Electric	BRISTOL-WARREN EDUCATION FOUNDATION	990		990
Narragansett Electric	BRYANT UNIV.	1,650		1,650
Narragansett Electric	CENTRAL RHODE ISLAND CHAMBER OF COM	3,300		3,300
Narragansett Electric	CHAMBER EDUCATION FOUNDATION	330		330
Narragansett Electric	CITY YEAR	132,000		132,000
Narragansett Electric	COMMUNITY COLLEGE OF RHODE ISLAND	9,900		9,900
Narragansett Electric	CROSSROADS RHODE ISLAND	4,950		4,950
Narragansett Electric	DAY ONE	3,300		3,300
Narragansett Electric	FAMILY SERVICE OF RI INC.	1,650		1,650
Narragansett Electric	FIRST BAPTIST CHURCH OF EAST	165		165
Narragansett Electric	FIRST WORKS	9,900		9,900
Narragansett Electric	FRIENDS OF BALLARD PARK	990		990
Narragansett Electric	HILLARY SALMONS	1,650		1,650
Narragansett Electric	JUNIOR ACHIEVEMENT OF RI INC	4,224		4,224
Narragansett Electric	K-ROB FOUNDATION	330		330
Narragansett Electric	LEADERSHIP RHODE ISLAND	4,620		4,620
Narragansett Electric	LEARNING COMMUNITY CHARTER SCHOOL	6,600		6,600
Narragansett Electric	LITTLE COMPTON COMMUNITY CENTER COR	990		990
Narragansett Electric	NEWPORT PUBLIC LIBRARY	330		330
Narragansett Electric	NEWPORT TREE SOCIETY	3,300		3,300
Narragansett Electric	NORTH KINGSTOWN SCHOOL DEPARTMENT	990		990
Narragansett Electric	NORTH SMITHFIELD HERITAGE ASSOCIATI	165		165
Narragansett Electric	PARTNERSHIP FOR PROVIDENCE PARKS	13,200		13,200
Narragansett Electric	PRESERVE RHODE ISLAND	330		330
Narragansett Electric	REBUILDING TOGETHER PROVIDENCE	3,300		3,300
Narragansett Electric	RHODE ISLAND ACADEMIC DECATHLON	990		990
Narragansett Electric	RHODE ISLAND HOUSING DEVELOPMENT	1,650		1,650
Narragansett Electric	RHODE ISLAND KIDS COUNT	1,650		1,650
Narragansett Electric	RHODE ISLAND LISC	6,600		6,600
Narragansett Electric	RHODE ISLAND SCHOOL OF THE FUTURE	6,600		6,600
Narragansett Electric	SISTERS OF MERCY OF THE AMERICAS	3,300		3,300
Narragansett Electric	ST MICHAELS PROVIDENCE RHODE ISLAND	660		660
Narragansett Electric	THE PAWTUCKET FOUNDATION	2,310		2,310
Narragansett Electric	THE SALVATION ARMY	118,800		118,800
Narragansett Electric	TRINITY REPERTORY COMPANY	3,300		3,300
Narragansett Electric	GILBERT STUART MIDDLE SCHOOL	364		364
Narragansett Electric	RHODE ISLAND SCHOOL OF DESIGN	1,000		1,000
Narragansett Electric	UNITED WAY OF RHODE ISLAND	66,000		66,000
Narragansett Gas	AMERICAN RED CROSS RHODE ISLAND CHA		850	850
Narragansett Gas	BACK TO SCHOOL CELEBRATION OF RI		340	340
Narragansett Gas	BOYS & GIRLS CLUBS OF PROVIDENCE		5,100	5,100
Narragansett Gas	BOYS TOWN NEW ENGLAND INC.		1,700	1,700
Narragansett Gas	BRISTOL-WARREN EDUCATION FOUNDATION		510	510
Narragansett Gas	BRYANT UNIV.		850	850
Narragansett Gas	CENTRAL RHODE ISLAND CHAMBER OF COM		1,700	1,700
Narragansett Gas	CHAMBER EDUCATION FOUNDATION		170	170
Narragansett Gas	CITY YEAR		68,000	68,000
Narragansett Gas	COMMUNITY COLLEGE OF RHODE ISLAND		5,100	5,100
Narragansett Gas	CROSSROADS RHODE ISLAND		2,550	2,550
Narragansett Gas	DAY ONE		1,700	1,700
Narragansett Gas	FAMILY SERVICE OF RI INC.		850	850

Companies Charged	Organization	Electric	Gas	Total
Narragansett Gas	FIRST BAPTIST CHURCH OF EAST		85	85
Narragansett Gas	FRIENDS OF BALLARD PARK		510	510
Narragansett Gas	HILLARY SALMONS		850	850
Narragansett Gas	JUNIOR ACHIEVEMENT OF RI INC		2,176	2,176
Narragansett Gas	K-ROB FOUNDATION		170	170
Narragansett Gas	LEADERSHIP RHODE ISLAND		2,380	2,380
Narragansett Gas	LEARNING COMMUNITY CHARTER SCHOOL		3,400	3,400
Narragansett Gas	LITTLE COMPTON COMMUNITY CENTER COR		510	510
Narragansett Gas	NEWPORT PUBLIC LIBRARY		51	51
Narragansett Gas	NEWPORT TREE SOCIETY		1,700	1,700
Narragansett Gas	NORTH KINGSTOWN SCHOOL DEPARTMENT		510	510
Narragansett Gas	NORTH SMITHFIELD HERITAGE ASSOCIATI		85	85
Narragansett Gas	PARTNERSHIP FOR PROVIDENCE PARKS		6,800	6,800
Narragansett Gas	PRESERVE RHODE ISLAND		170	170
Narragansett Gas	REBUILDING TOGETHER PROVIDENCE		1,700	1,700
Narragansett Gas	RHODE ISLAND ACADEMIC DECATHLON		510	510
Narragansett Gas	RHODE ISLAND HOUSING DEVELOPMENT		850	850
Narragansett Gas	RHODE ISLAND KIDS COUNT		850	850
Narragansett Gas	RHODE ISLAND LISC		3,400	3,400
Narragansett Gas	RHODE ISLAND SCHOOL OF THE FUTURE		3,400	3,400
Narragansett Gas	SISTERS OF MERCY OF THE AMERICAS		1,700	1,700
Narragansett Gas	ST MICHAELS PROVIDENCE RHODE ISLAND		340	340
Narragansett Gas	THE PAWTUCKET FOUNDATION		1,190	1,190
Narragansett Gas	THE SALVATION ARMY		61,200	61,200
Narragansett Gas	TRINITY REPERTORY COMPANY		1,700	1,700
Narragansett Gas	UNITED WAY OF RHODE ISLAND		34,000	34,000
NECO Electric and Gas	AMERICAN HEART ASSOCIATION	1,732	768	2,500
NECO Electric and Gas	BOYS & GIRLS CLUBS OF WARWICK	3,464	1,537	5,000
NECO Electric and Gas	EDUCATION IN ACTION	2,078	922	3,000
NECO Electric and Gas	JONNYCAKE CENTER OF WESTERLY INC	1,732	768	2,500
NECO Electric and Gas	OPERATION STAND DOWN RHODE ISLAND	1,732	768	2,500
NECO Electric and Gas	PROVIDENCE TOURISM FUND	3,510	1,491	5,000
NECO Electric and Gas	RHODE ISLAND CRIMINAL JUSTICE HALL OF FAME	554	246	800
NECO Electric and Gas	RHODE ISLAND POLICE CHIEFS ASSOCIAT	3,464	1,537	5,000
NECO Electric and Gas	SALVE REGINA UNIVERSITY	1,755	745	2,500
NECO Electric and Gas	THE COLLEGE CRUSADE OF RHODE ISLAND	693	307	1,000
NECO Electric and Gas	THE PATROLMAN GREGORY W BOLDEN	1,404	596	2,000
NECO Electric and Gas	"Matching Gifts" for employee donations to various organizations	57,930	24,842	82,772
Calendar Year 2014 Total		519,913	254,184	774,097



Celia B. O'Brien
Assistant General Counsel and Director

April 25, 2016

VIA HAND DELIVERY & ELECTRONIC MAIL

Luly E. Massaro, Commission Clerk
Rhode Island Public Utilities Commission
89 Jefferson Boulevard
Warwick, RI 02888

**RE: The Narragansett Electric Company d/b/a National Grid
Charitable Contributions for Calendar Year 2015
Response to PUC Information Request**

Dear Ms. Massaro:

On behalf of National Grid¹, I enclose ten (10) copies of the Company's response to the information request issued by the Public Utilities Commission on April 5, 2016 concerning the Company's charitable contributions for calendar year 2015.

Thank you for your attention to this transmittal. If you have any questions concerning this matter, please contact me at 781-907-2153.

Very truly yours,

A handwritten signature in blue ink that reads "Celia B. O'Brien".

Celia B. O'Brien

Enclosures

cc: Steve Scialabba, Division
Leo Wold, Esq.

¹ The Narragansett Electric Company d/b/a National Grid (National Grid or the Company).

The Narragansett Electric Company
d/b/a National Grid
In Re: Charitable Contributions - Calendar Year 2015
Response to Public Utilities Commission's Information Request
Issued on April 5, 2016

PUC 1-1

Request:

Please provide an itemized list of charitable contributions made by The Narragansett Electric Company for calendar 2015. The list should agree with the amounts reported in FERC Form 1, Page 340. If any of the contributions are to the Salvation Army, please indicate if the contributions are in any way related to the Good Neighbor Energy Fund.

Response:

Please see Attachment PUC 1-1 for an itemized list of charitable contributions (i.e., donations to charitable organizations) made by the Company in calendar year 2015. The difference between these amounts and the amounts reported on FERC Form 1, Page 340 are attributable to the "Other Misc." line on the FERC form, which includes portions of the charitable donations listed in Attachment PUC 1-1, as well as labor and associated expenses related to employee volunteering activities in Rhode Island communities. While not charitable donations per se, these volunteering-related amounts are accounted for, and reported through, the FERC 4261 account, along with the "cash" charitable donations.

With respect to the Salvation Army "Good Neighbor Energy Fund," contributions totaling \$25,000 were made by the Company during calendar year 2015, which are reflected and highlighted in Attachment PUC 1-1.

The Narragansett Electric Company
d/b/a National Grid
RIPUC Docket No. 4770
Attachment PUC 6-6-2
Page 11 of 15

Attachment PUC 1-1
In Re: PUC Information Data Request
Charitable Contributions
2015
Page 1 of 1

Companies Charged	Organization	Electric	Gas	Total
Narragansett Elec and Gas	ALLIANCE TO SAVE ENERGY	1,646.13	886.38	2,532.50
Narragansett Elec and Gas	AMERICAN RED CROSS NATIONAL HQ	32,922.50	17,727.50	50,650.00
Narragansett Elec and Gas	BOSTON COLLEGE	681.20	366.80	1,048.00
Narragansett Elec and Gas	CENTER FOR ENERGY WORKFORCE DEV	851.50	458.50	1,310.00
Narragansett Elec and Gas	JEFFERSON AWARDS FOR PUBLIC SERVICE	1,646.13	886.38	2,532.50
		37,747.45	20,325.55	58,073.00
Narragansett Electric	ALZHEIMERS ASSOCIATION RHODE	9.81		9.81
Narragansett Electric	AMERICAN HEART ASSOCIATION	1,650.00		1,650.00
Narragansett Electric	AMERICAN RED CROSS RHODE ISLAND CHA	1,230.27		1,230.27
Narragansett Electric	BOYS TOWN NEW ENGLAND INC.	3,300.00		3,300.00
Narragansett Electric	BRISTOL-WARREN EDUCATION FOUNDATION	990.00		990.00
Narragansett Electric	COMMUNITY COLLEGE OF RHODE ISLAND	4,620.00		4,620.00
Narragansett Electric	EDUCATION IN ACTION	6,600.00		6,600.00
Narragansett Electric	EPISCOPAL CHARITIES FUND OF RI	1,980.00		1,980.00
Narragansett Electric	HASBRO CHILDRENS HOSPITAL	900.00		900.00
Narragansett Electric	LITTLE COMPTON COMMUNITY CENTER COR	990.00		990.00
Narragansett Electric	MICHAEL'S FUND	660.00		660.00
Narragansett Electric	NATIONAL MULTIPLE SCLEROSIS SOCIETY	214.97		214.97
Narragansett Electric	NEWPORT PUBLIC LIBRARY	330.00		330.00
Narragansett Electric	PROVIDENCE CHILDREN'S MUSEUM	6,600.00		6,600.00
Narragansett Electric	RHODE ISLAND COMMUNITY FOOD BANK	16,500.00		16,500.00
Narragansett Electric	RHODE ISLAND SCHOOL OF THE FUTURE	6,600.00		6,600.00
Narragansett Electric	SISTERS OF MERCY OF THE AMERICAS	3,300.00		3,300.00
Narragansett Electric	SOCIAL VENTURE PARTNERS RHODE ISLAN	660.00		660.00
Narragansett Electric	ST MICHAELS PROVIDENCE RHODE ISLAND	660.00		660.00
Narragansett Electric	THE PAWTUCKET FOUNDATION	330.00		330.00
Narragansett Electric	THE SALVATION ARMY	16,500.00		16,500.00
Narragansett Electric	TRINITY REPERTORY COMPANY	6,600.00		6,600.00
Narragansett Electric	UNITED WAY OF RHODE ISLAND	167,246.07		167,246.07
Narragansett Electric	WOMEN & INFANTS HOSPITAL OF RI	660.00		660.00
		249,131.12		249,131.12
Narragansett Gas	AMERICAN HEART ASSOCIATION		850.00	850.00
Narragansett Gas	BOYS TOWN NEW ENGLAND INC.		1,700.00	1,700.00
Narragansett Gas	BRISTOL-WARREN EDUCATION FOUNDATION		510.00	510.00
Narragansett Gas	COMMUNITY COLLEGE OF RHODE ISLAND		2,380.00	2,380.00
Narragansett Gas	EDUCATION IN ACTION		3,400.00	3,400.00
Narragansett Gas	EPISCOPAL CHARITIES FUND OF RI		1,020.00	1,020.00
Narragansett Gas	LITTLE COMPTON COMMUNITY CENTER COR		510.00	510.00
Narragansett Gas	MICHAEL'S FUND		340.00	340.00
Narragansett Gas	NEWPORT PUBLIC LIBRARY		170.00	170.00
Narragansett Gas	PROVIDENCE CHILDREN'S MUSEUM		3,400.00	3,400.00
Narragansett Gas	RHODE ISLAND COMMUNITY FOOD BANK		8,500.00	8,500.00
Narragansett Gas	RHODE ISLAND SCHOOL OF THE FUTURE		3,400.00	3,400.00
Narragansett Gas	SISTERS OF MERCY OF THE AMERICAS		1,700.00	1,700.00
Narragansett Gas	SOCIAL VENTURE PARTNERS RHODE ISLAN		340.00	340.00
Narragansett Gas	ST MICHAELS PROVIDENCE RHODE ISLAND		340.00	340.00
Narragansett Gas	THE PAWTUCKET FOUNDATION		170.00	170.00
Narragansett Gas	THE SALVATION ARMY		8,500.00	8,500.00
Narragansett Gas	TRINITY REPERTORY COMPANY		3,400.00	3,400.00
Narragansett Gas	UNITED WAY OF RHODE ISLAND		86,157.07	86,157.07
Narragansett Gas	WOMEN & INFANTS HOSPITAL OF RI		340.00	340.00
		-	127,127.07	127,127.07
Narragansett Electric and Gas	"Matching Gifts" for employee donations to various organizations	13,624.04	7,336.02	20,960.06
Calendar Year 2015 Total		300,502.61	154,788.64	455,291.25



Celia B. O'Brien
Assistant General Counsel and Director

May 1, 2017

VIA HAND DELIVERY & ELECTRONIC MAIL

Luly E. Massaro, Commission Clerk
Rhode Island Public Utilities Commission
89 Jefferson Boulevard
Warwick, RI 02888

**RE: The Narragansett Electric Company d/b/a National Grid
Charitable Contributions for Calendar Year 2016
Response to PUC Information Request**

Dear Ms. Massaro:

On behalf of National Grid,¹ I enclose ten (10) copies of the Company's response to the information request issued by the Public Utilities Commission concerning the Company's charitable contributions for calendar year 2016.

Thank you for your attention to this transmittal. If you have any questions concerning this matter, please contact me at 781-907-2153.

Very truly yours,

A handwritten signature in blue ink that reads "Celia B. O'Brien".

Celia B. O'Brien

Enclosures

cc: Steve Scialabba, Division
Leo Wold, Esq.

¹ The Narragansett Electric Company d/b/a National Grid (National Grid or the Company).

The Narragansett Electric Company
d/b/a National Grid
In Re: Charitable Contributions - Calendar Year 2016
Response to Public Utilities Commission's Information Request
Issued on April 3, 2017

PUC 1-1

Request:

Please provide an itemized list of charitable contributions made by The Narragansett Electric Company for the calendar year 2016. Please provide a similar itemized list annually thereafter for each calendar year as the information becomes available. The list should agree with the amounts reported in FERC Form 1, Page 340. If any of the contributions are to the Salvation Army, please indicate if the contributions are in any way related to the Good Neighbor Energy Fund.

Response:

Please see Attachment PUC 1-1 for an itemized list of charitable contributions (i.e., donations to charitable organizations) made by the Company in calendar year 2016.

The FERC Form 1 amounts listed for American Red Cross National and City Year include small donations associated with employee "matching gift" contributions to those two organizations. In Attachment PUC 1-1, those amounts are reported as part of the "Matching Gifts" line at the bottom of the schedule.

The "Other Misc." line on the FERC Form 1 includes portions of the charitable donations listed in Attachment PUC 1-1, as well as labor and associated expenses related to employee volunteering activities in Rhode Island communities. While not charitable donations per se, these volunteering-related amounts are accounted for, and reported through, the FERC 4261 account, along with the "cash" charitable donations.

With respect to The Salvation Army "Good Neighbor Energy Fund," no contributions were made by the Company during calendar year 2016; therefore, that organization is not listed in Attachment PUC 1-1. The Good Neighbor Energy Fund is now administered by the United Way of Rhode Island and no longer administered by The Salvation Army. This change in administration of the Good Neighbor Energy Fund explains the absence of donations to The Salvation Army and an increase in donations to the United Way of Rhode Island during calendar year 2016. \$180,000 of the total contributions to United Way in 2016 were allocated to the Good Neighbor Energy Fund.

Companies Charged	Organization	Electric	Gas	Total
Naragansett Electric	AMERICAN HEART ASSOCIATIO	\$1,650.00		\$1,650.00
Naragansett Electric	AMERICAN RED CROSS NATION	\$33,000.00		\$33,000.00
Naragansett Electric	AMERICAN RED CROSS RHODE	\$5,647.00		\$5,647.00
Naragansett Electric	BACK TO SCHOOL CELEBRATIO	\$990.00		\$990.00
Naragansett Electric	BIG BROTHERS BIG SISTERS	\$9,900.00		\$9,900.00
Naragansett Electric	BOYS & GIRLS CLUBS OF PRO	\$210.00		\$210.00
Naragansett Electric	BOYS TOWN NEW ENGLAND INC	\$3,300.00		\$3,300.00
Naragansett Electric	CITY YEAR	\$132,000.00		\$132,000.00
Naragansett Electric	CROSSROADS RHODE ISLAND	\$2,310.00		\$2,310.00
Naragansett Electric	DA VINCI CENTER FOR COMMU	\$660.00		\$660.00
Naragansett Electric	DAY ONE	\$1,080.00		\$1,080.00
Naragansett Electric	EDUCATION IN ACTION	\$6,600.00		\$6,600.00
Naragansett Electric	F.I.R.S.T.	\$6,600.00		\$6,600.00
Naragansett Electric	GIRL SCOUTS OF RHODE ISLA	\$195.00		\$195.00
Naragansett Electric	GROW SMART RHODE ISLAND	\$3,300.00		\$3,300.00
Naragansett Electric	HABITAT FOR HUMANITY OF R	\$225.00		\$225.00
Naragansett Electric	HASBRO CHILDRENS HOSPITAL	\$1,107.00		\$1,107.00
Naragansett Electric	JOHNSON AND WALES UNIVERS	\$1,320.00		\$1,320.00
Naragansett Electric	LEADERSHIP RHODE ISLAND	\$6,270.00		\$6,270.00
Naragansett Electric	LITTLE COMPTON COMMUNITY	\$990.00		\$990.00
Naragansett Electric	MCAULEY CORPORATION	\$6,600.00		\$6,600.00
Naragansett Electric	MINISTERS ALLIANCE OF RHO	\$660.00		\$660.00
Naragansett Electric	NATIONAL MULTIPLE SCLEROS	\$164.00		\$164.00
Naragansett Electric	NEWPORT PUBLIC LIBRARY	\$99.00		\$99.00
Naragansett Electric	NEWPORT TREE SOCIETY	\$6,600.00		\$6,600.00
Naragansett Electric	NORTH KINGSTOWN SCHOOL DE	\$3,300.00		\$3,300.00
Naragansett Electric	OPPORTUNITIES UNLIMITED F	\$330.00		\$330.00
Naragansett Electric	ORLO AVENUE SCHOOL	\$660.00		\$660.00
Naragansett Electric	PROVIDENCE CHILDREN'S MUS	\$4,950.00		\$4,950.00
Naragansett Electric	PROVIDENCE DIOCESAN COUNC	\$990.00		\$990.00
Naragansett Electric	REBUILDING TOGETHER PROVI	\$588.00		\$588.00
Naragansett Electric	RHODE ISLAND COMMUNITY FO	\$3,993.00		\$3,993.00
Naragansett Electric	RHODE ISLAND HOSPITAL FOU	\$300.00		\$300.00
Naragansett Electric	RHODE ISLAND KIDS COUNT	\$1,650.00		\$1,650.00
Naragansett Electric	RHODE ISLAND SCHOOL OF DE	\$3,300.00		\$3,300.00
Naragansett Electric	RHODE ISLAND SCHOOL OF TH	\$6,600.00		\$6,600.00
Naragansett Electric	RHODE ISLAND TREE COUNCIL	\$2,640.00		\$2,640.00
Naragansett Electric	RHODE ISLAND ZOOLOGICAL S	\$19,800.00		\$19,800.00
Naragansett Electric	RONALD MCDONALD HOUSE OF	\$415.00		\$415.00
Naragansett Electric	SALVE REGINA UNIVERSITY	\$1,650.00		\$1,650.00
Naragansett Electric	SAVE THE BAY	\$13,200.00		\$13,200.00
Naragansett Electric	ST MICHAELS PROVIDENCE RH	\$660.00		\$660.00
Naragansett Electric	THE ARC OF BLACKSTONE VAL	\$1,750.00		\$1,750.00
Naragansett Electric	THE AUTISM PROJECT	\$284.00		\$284.00
Naragansett Electric	THE PAWTUCKET FOUNDATION	\$660.00		\$660.00
Naragansett Electric	UNITED WAY OF RHODE ISLAN	\$374,692.00		\$374,692.00
Naragansett Electric	WOMEN & INFANTS HOSPITAL	\$660.00		\$660.00
		\$674,549.00		\$674,549.00
Naragansett Gas	AMERICAN HEART ASSOCIATIO		\$850.00	\$850.00
Naragansett Gas	AMERICAN RED CROSS NATION		\$17,000.00	\$17,000.00
Naragansett Gas	AMERICAN RED CROSS RHODE		\$2,550.00	\$2,550.00
Naragansett Gas	BACK TO SCHOOL CELEBRATIO		\$510.00	\$510.00
Naragansett Gas	BIG BROTHERS BIG SISTERS		\$5,100.00	\$5,100.00
Naragansett Gas	BOYS TOWN NEW ENGLAND INC		\$1,700.00	\$1,700.00
Naragansett Gas	CITY YEAR		\$68,000.00	\$68,000.00
Naragansett Gas	CROSSROADS RHODE ISLAND		\$1,190.00	\$1,190.00
Naragansett Gas	DA VINCI CENTER FOR COMMU		\$340.00	\$340.00
Naragansett Gas	DAY ONE		\$340.00	\$340.00
Naragansett Gas	EDUCATION IN ACTION		\$3,400.00	\$3,400.00
Naragansett Gas	F.I.R.S.T.		\$3,400.00	\$3,400.00
Naragansett Gas	GROW SMART RHODE ISLAND		\$1,700.00	\$1,700.00
Naragansett Gas	JOHNSON AND WALES UNIVERS		\$340.00	\$340.00
Naragansett Gas	LEADERSHIP RHODE ISLAND		\$3,230.00	\$3,230.00
Naragansett Gas	LITTLE COMPTON COMMUNITY		\$510.00	\$510.00
Naragansett Gas	MCAULEY CORPORATION		\$3,400.00	\$3,400.00
Naragansett Gas	MINISTERS ALLIANCE OF RHO		\$340.00	\$340.00
Naragansett Gas	NEWPORT PUBLIC LIBRARY		\$170.00	\$170.00
Naragansett Gas	NEWPORT TREE SOCIETY		\$3,400.00	\$3,400.00
Naragansett Gas	NORTH KINGSTOWN SCHOOL DE		\$1,700.00	\$1,700.00
Naragansett Gas	OPPORTUNITIES UNLIMITED F		\$170.00	\$170.00
Naragansett Gas	ORLO AVENUE SCHOOL		\$340.00	\$340.00
Naragansett Gas	PROVIDENCE CHILDREN'S MUS		\$2,550.00	\$2,550.00
Naragansett Gas	PROVIDENCE DIOCESAN COUNC		\$510.00	\$510.00
Naragansett Gas	RHODE ISLAND COMMUNITY FO		\$1,700.00	\$1,700.00
Naragansett Gas	RHODE ISLAND KIDS COUNT		\$850.00	\$850.00
Naragansett Gas	RHODE ISLAND SCHOOL OF DE		\$1,700.00	\$1,700.00

Companies Charged	Organization	Electric	Gas	Total
Naragansett Gas	RHODE ISLAND SCHOOL OF TH		\$3,400.00	\$3,400.00
Naragansett Gas	RHODE ISLAND TREE COUNCIL		\$1,360.00	\$1,360.00
Naragansett Gas	RHODE ISLAND ZOOLOGICAL S		\$10,200.00	\$10,200.00
Naragansett Gas	SALVE REGINA UNIVERSITY		\$850.00	\$850.00
Naragansett Gas	SAVE THE BAY		\$6,800.00	\$6,800.00
Naragansett Gas	ST MICHAELS PROVIDENCE RH		\$340.00	\$340.00
Naragansett Gas	THE PAWTUCKET FOUNDATION		\$340.00	\$340.00
Naragansett Gas	UNITED WAY OF RHODE ISLAN		\$112,200.00	\$112,200.00
Naragansett Gas	WOMEN & INFANTS HOSPITAL		\$340.00	\$340.00
Naragansett Gas	JOHNSON AND WALES UNIVERS		\$340.00	\$340.00
			\$263,160.00	\$263,160.00
Naragansett Electric & Gas	"Matching Gifts" for employee donations to varous organizations	\$26,659.00	\$13,733.00	\$40,392.00
Calendar Year 2016 Total		\$701,208.00	\$276,893.00	\$978,101.00

PUC 6-7

Request:

Please provide charitable contributions made by National Grid Massachusetts that were not ratepayer funded in 2014, 2015, and 2016. For each year, please identify the charity and the amount given.

Response:

All donations made by National Grid Massachusetts are not recovered from customers.

PUC 6-8

Request:

Please confirm that National Grid New York is prohibited from making ratepayer funded charitable contributions.

Response:

Yes, in New York, utilities, including National Grid's gas and electric distribution companies, are currently prohibited from recovering charitable contributions in rates.